

الله الرحمن الرحيم



**UNIVERSITY
OF MALAYA**

The Leader in Research & Innovation

Where to publish?

**A Journal selection procedure for
receiving the highest citation and impact**

Nader Ale Ebrahim, PhD

Visiting Research Fellow

Centre for Research Services
Institute of Management and Research Services
University of Malaya, Kuala Lumpur, Malaysia



aalebrahim@um.edu.my



@aalebrahim



www.researcherid.com/rid/C-2414-2009
<http://scholar.google.com/citations>



7th December 2016

All of my presentations are available online at:

https://figshare.com/authors/Nader_Ale_Ebrahim/100797

Link to this presentation: <http://dx.doi.org/10.6084/m9.figshare.2067492> (Old version)

4th SERIES OF INTRODUCTORY WORKSHOP ON:
***Strategies to Enhance Research
Visibility, Impact & Citations***

Nader Ale Ebrahim, PhD

=====
Centre for Research Services
Institute of Management and Research Services
University of Malaya, Kuala Lumpur, Malaysia
www.researcherid.com/rid/C-2414-2009
<http://scholar.google.com/citations>

Read more: Ale Ebrahim, N., Salehi, H., Embi, M. A., Habibi Tanha, F., Gholizadeh, H., Motahar, S. M., & Ordi, A. (2013). [Effective Strategies for Increasing Citation Frequency](#). *International Education Studies*, 6(11), 93-99. doi: 10.5539/ies.v6n11p93

Abstract

Abstract: Publication in a peer-reviewed journal is the obvious goal of most researchers to reach others in the field, advancing knowledge and encouraging communication between groups with similar research interest. One of the most important and possibly the least well understood aspects of the publication process is the choice of a suitable journal that is likely to improve your research visibility and impact. For instance, publishing your article in an Open Access journal means that more people are likely to see it, simply because more people will be able to access it. So, the greater visibility achieved with OA may allow you to reach more impact and potential collaborators easily. In this presentation, I introduce some of the most important criteria to keep in mind when choosing a journal that is a good match for your research and promise higher research impact.

Keywords: H-index, Improve citations, Research tools, Bibliometrics, Research Visibility, ISI Journal

WORKSHOP SERIES TOPICS

SESSION	DATE	TIME	TOPIC
1	7 September 2016	2.00 – 4.30 p.m.	Citations and its impact to university ranking
2.1	22 September 2016	10.00 a.m. – 12.00	Research Outreach: Wider Visibility to Increase Citation*
2.2		2.00 – 5.00 p.m.	Plain Language Summary: The Common Language of Research & Innovation *
3	28 September 2016	2.00 – 4.30 p.m.	Analysis of bibliometrics information for select the best field of study
4	5 October 2016	2.00 – 4.30 p.m.	A new system for measuring research impact
5	12 October 2016	2.00 – 4.30 p.m.	How to select a brand name for your research interest?
6	19 October 2016	2.00 – 4.30 p.m.	Optimize articles for search engine to improve research visibility
7	26 October 2016	2.00 – 4.30 p.m.	Prepare a pre/post print of your documents for advertisement
8	2 November 2016	2.00 – 4.30 p.m.	Create a publication database for enhancing research visibility
9	9 November 2016	2.00 – 4.30 p.m.	Create a google scholar profile to boost research visibility
10	16 November 2016	2.00 – 4.30 p.m.	Create and maintain an up-to-date researcherid profile
11	23 November 2016	2.00 – 4.30 p.m.	Online repository: improving the research visibility and impact
12	30 November 2016	2.00 – 4.30 p.m.	Kudos: promote your published research reach and impact
13	7 December 2016	2.00 – 4.30 p.m.	Journal selection procedure: select the best journal to ensure the highest citation
14	14 December 2016	2.00 – 4.30 p.m.	Establish your expertise with a science blog
15	21 December 2016	9.00 – 11.30 a.m.	Promote your research work on LinkedIn
16	4 January 2017	9.00 – 11.30 a.m.	Make your data discoverable on a data repository
17	11 January 2017	9.00 – 11.30 a.m.	Microblogging for enhancing the research accessibility
18	18 January 2017	9.00 – 11.30 a.m.	Make an audio slides for your research
19	25 January 2017	2.00 – 4.30 p.m.	Academic social networking (ResearchGate & Academia) and the research impact
http://umconference.um.edu.my/ws			
22	1 March 2017	2.00 – 4.30 p.m.	Document publishing tools for research visibility improvement
23	8 March 2017	2.00 – 4.30 p.m.	Publication's e-mail marketing procedure
24	15 March 2017	2.00 – 4.30 p.m.	The use of reference management tools to improve citation
25	22 March 2017	2.00 – 4.30 p.m.	Contribute to Wikipedia: an approach to increase research visibility on the web



NEED HELP WITH
YOUR
RESEARCH???

Next Workshop

**DECEMBER
19 & 20, 2016
(MONDAY & TUESDAY)
9.00 am — 4.30 pm**

WE ARE YOUR SOLUTION PROVIDERS!!!!!!!

- ◆ Save time
- ◆ Safe keep downloaded articles
- ◆ Practical usage of research tools
- ◆ Clear direction for literature review and paper writing



CONDUCTING RESEARCH LITERATURE SEARCH TO WRITING REVIEW PAPER

Programme Details

DECEMBER 19 & 20, 2016 (MONDAY & TUESDAY)
9.00 am — 4.30 pm
Venue: **To Be Confirmed (in University of Malaya)**
Fees: **RM 400.00 (UM STAFF & STUDENTS)**
RM 1,500.00 (NON-UM STAFF & STUDENTS)

Programme Details

DECEMBER 19 & 20, 2016 (MONDAY & TUESDAY)
9.00 am — 4.30 pm
Venue: **To Be Confirmed (in University of Malaya)**
Fees: **RM 400.00 (UM STAFF & STUDENTS)**
RM 1,500.00 (NON-UM STAFF & STUDENTS)

Facilitator

Dr. Nader Ale Ebrahim

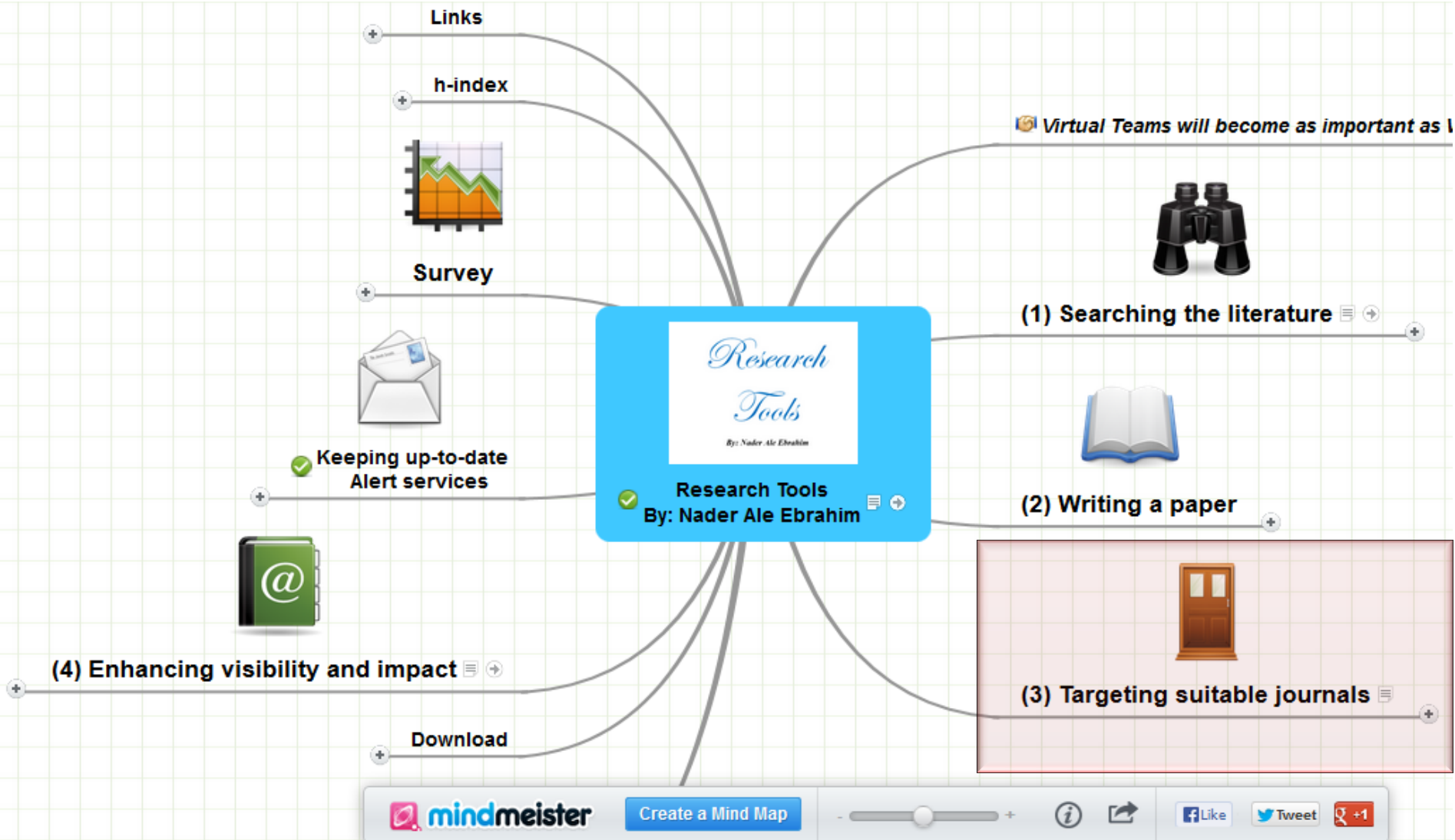
Visiting Research Fellow, Centre for Research Services, IPPP, UM

- ◆ Winner of 'Refer-a-Colleague Competition'
- ◆ Creator of "Research Tools" Box
- ◆ Developer of "Publication Marketing Tools"
- ◆ Conducted over 280 workshops



©2016-2017 Nader Ale Ebrahim

Research Tools Mind Map



Measure your own Altmetric score

Badge type

Medium donut

Condensed style?

Popover

Right

Details

None

Hide no mentions?

Hide if score less than

DOI

10.1007/s11192-016-1938-x



The HTML to copy into your page for the above embed:

```
<div data-badge-popover="right" data-badge-type="medium-donut" data-doi="10.1007/s11192-016-1938-x" data-hide-no-mentions="true" class="altmetric-embed"></div>
```

Visibility and Research Impact

Bibliometrics, Scholarly Communication and Publication Strategies

What is my research impact and how can I influence my h-index? How can I use academic identity management and social media for improving my presence on the internet? The course gives an overview of different issues with scholarly publication and improvement of research impact.



Topics

The first part of the course covers these topics

- academic identity management
- impact factor, h-index and citation analysis

For the second part, we offer a range of topics to choose from

- academic networking and your presence on the internet
- current awareness - how to keep up-to-date in your research area
- publication strategies - how to find the right journal for publishing
- altmetrics - alternative bibliometric methods
- search engine optimization for your publications

Course Details

Open to: TUM Doctoral Candidates, TUM Scientists

Contact:

With questions on our course program please contact us at workshop@ub.tum.de.

Upcoming dates

- Monday, 16. January 2017 - 9:00 to 13:00
Munich: Seminar Room S2534 (TUM Barer Street 21)
 Course language: German
 Open

Research Outputs and Visibility Manager at Brunel University London.



Melissa Cole
@_MelissaCole FOLLOWS YOU
Research Outputs and Visibility
Manager at Brunel University London.
Top Gear is my guilty pleasure.

📍 Brunel University London
[🔗 linkedin.com/in/melissa-col...](https://www.linkedin.com/in/melissa-cole/)
📅 Joined June 2009

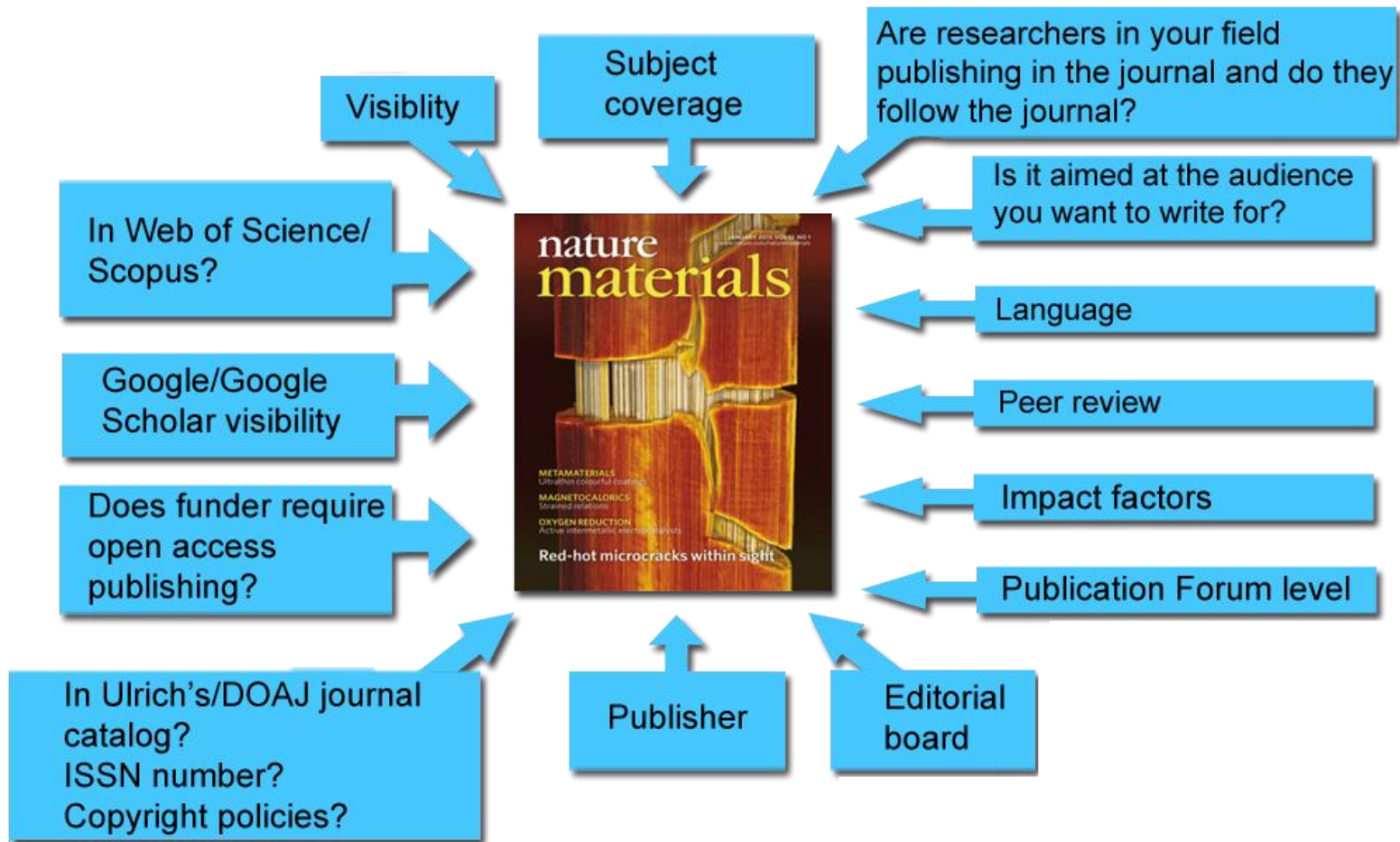
✉ Tweet to 💬 Message



1. Preparing an article

Source: [Building a professional identity: from research to impact](#) | April 16, 2015. Manon Burger Project Manager Marketing Communications Elsevier Journals

Where to publish?



Source: <http://www.tut.fi/en/library/research-support-services/publishing/where-to-publish/index.htm>

Maximize Your Research Impact

Step 1: Identify the right journal

Transforming Scholarly Communication & Publishing



ARCHIVING SCHOLARSHIP

DATA MANAGEMENT

COPYRIGHT

RESEARCH IMPACT

OPEN ACCESS PUBLISHING

OPEN EDUCATION RESOURCES

University Libraries > Transforming Scholarly Communication & Publishing > Maximize Your Research Impact

Maximize Your
Research Impact

Maximize Your Research Impact

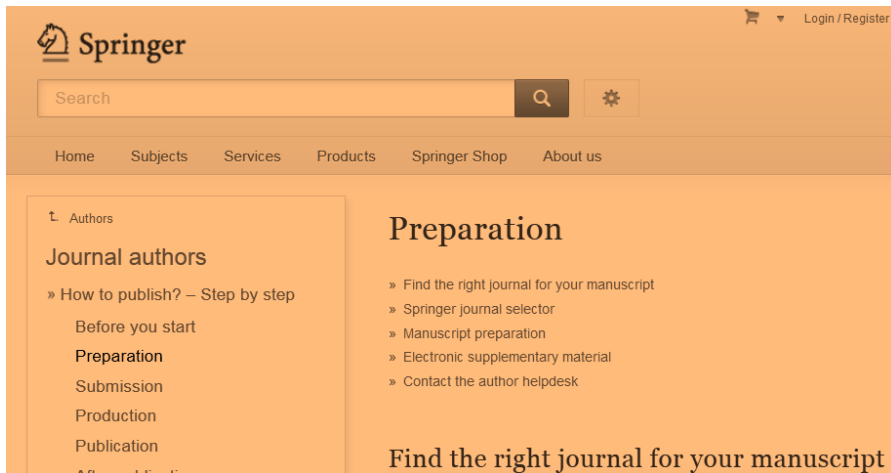
Easy as 1-2-3:

- [Step 1: Identify the right journal](#)
But, before you submit your manuscript, make sure to...
- [Step 2: Increase the visibility/discoverability of your scholarship](#)
Finally,
- [Step 3: Track citation-based metrics for your articles](#)

Step 1: Identify the right journal

First, think about which journal has the appropriate scope and audience of researchers interested in your research. The more your research is read; the more it will be used and cited by others. Journal home pages and more experienced colleagues can provide guidance.

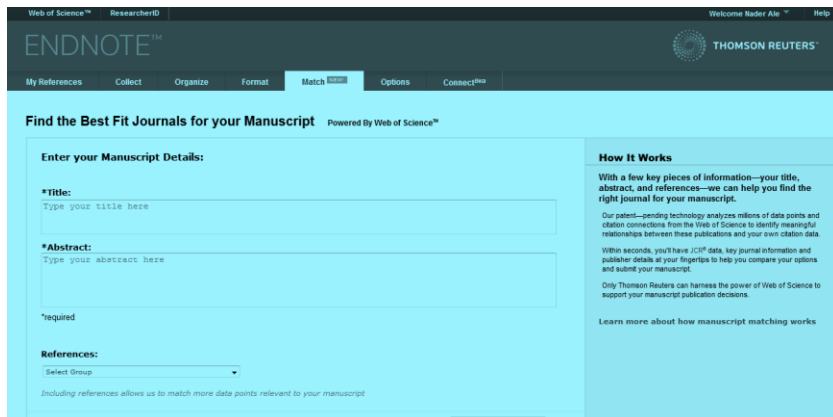
Select the journal that suits your research by tools



The image shows the Springer website interface. At the top left is the Springer logo. Below it is a search bar with a magnifying glass icon and a gear icon. A navigation menu includes Home, Subjects, Services, Products, Springer Shop, and About us. On the left side, there is a sidebar with 'Authors' and 'Journal authors' sections. The main content area is titled 'Preparation' and lists several steps: 'Find the right journal for your manuscript', 'Springer journal selector', 'Manuscript preparation', 'Electronic supplementary material', and 'Contact the author helpdesk'. At the bottom of this section, it says 'Find the right journal for your manuscript'.



The image shows the Elsevier Journal Finder interface. At the top is the ELSEVIER logo. Below it is the heading 'Find the perfect journal for your article'. The text explains that Elsevier® Journal Finder helps find journals best suited for an article, and that it is powered by the Elsevier Fingerprint Engine™. A simple instruction follows: 'Simply insert your title and abstract and select the appropriate field-of-research'. Below this are three input fields: 'Paper title' with a placeholder 'Enter your paper title here', 'Paper abstract' with a placeholder 'Copy and paste your paper abstract here.', and a third empty field.



The image shows the EndNote journal matching interface. At the top, it says 'Web of Science™ ResearchID' and 'Welcome Nader Ale Ebrahim'. The main heading is 'ENDNOTE™' with the THOMSON REUTERS logo. Below this is a navigation menu with 'My References', 'Collect', 'Organize', 'Format', 'Match', 'Options', and 'Connect'. The main section is titled 'Find the Best Fit Journals for your Manuscript' and is powered by Web of Science™. It has a form for 'Enter your Manuscript Details:' with fields for '*Title:' (placeholder: 'Type your title here'), '*Abstract:' (placeholder: 'Type your abstract here'), and '*References:' (placeholder: 'Select Group'). A note says 'Including references allows us to match more data points relevant to your manuscript'. There is also a 'How It Works' section explaining the matching process and a link to 'Learn more about how manuscript matching works'.

Find the perfect journal for your article

ELSEVIER

[Send us feedback](#)

Find the perfect journal for your article

Elsevier® Journal Finder helps you find journals that could be best suited for publishing your scientific article. Please also consult the journal's Aims and Scope for further guidance. Ultimately, the Editor will decide on how well your article matches the journal.

Powered by the [Elsevier Fingerprint Engine™](#), Elsevier Journal Finder uses smart search technology and field-of-research specific vocabularies to match your article to Elsevier journals.

Simply insert your title and abstract and select the appropriate field-of-research for the best results.

Paper title

Paper abstract

Fields of research

Optional: refine your search by selecting up to three research fields

- [Agriculture](#)
- [Economics](#)
- [Materials Science and Engineering](#)
- [GeoSciences](#)
- [Humanities and Arts](#)
- [Life and Health Sciences](#)

Limit to journals with Open Access options



FIND JOURNAL

Search results (10)

Journal title **Sort by Match** Impact Factor Open Access Editorial Times Acceptance Production Times



Journal of Hospitality, Leisure, Sport & Tourism Education - JoHLSTE

Scope and information

 0,455	5 weeks	13 %	4 weeks	Optional	36 Months	\$ 1100 More info	
Match Impact	Editorial Times	Acceptance	Production Times	Open Access	Embargo period	Open Access Fee	User License



The International Journal of Management Education

Scope and information

 -	8 weeks	37 %	18 weeks	Optional	36 Months	\$ 1100 More info	
Match Impact	Editorial Times	Acceptance	Production Times	Open Access	Embargo period	Open Access Fee	User License

Nurse Education Today

Scope and information

 1,364	8 weeks	29 %	26 weeks	Optional	12 Months	\$ 2500 More info	
Match Impact	Editorial Times	Acceptance	Production Times	Open Access	Embargo period	Open Access Fee	User License

com?SUBJECT=Elsevier Journal Finder - User Feedback



Journal Selector

Learn more about our Journal Selector

Edanz Journal Selector ^{beta}

Your target journal in minutes not days

FAQ

Journals	Recommended: 2	Match	Impact Factor	Publishing Frequency	Publishing Model
+ ACM Transactions on Computer-Human Interaction			1.83	Quarterly	
+ J. Product Innovation Management			2.07	Bimonthly	
+ Implementation Science			2.51	N/A	Full
+ Academic Medicine			2.63	Monthly	
+ Proceedings of the ICE - Civil Engineering			0.08	Bimonthly	
+ J. Intelligent Manufacturing			1.08	Bimonthly	Hybrid
+ Human Factors and Ergonomics			1.37	Quarterly	
+ Applied Ergonomics			1.46	Bimonthly	
+ Information Systems Frontiers			1.59	Bimonthly	Hybrid

Master the Journal Selector
in 3 easy steps

Journal Selector explained for:

Scientists

Publishers and Journals

More Information

[Journal Advisor Security](#)

Springer Journal Selector ^{Beta}

Choose the Springer journal that's right for you!

FAQ

Journals	Recommended: 5	Match ▼	Impact Factor	Publishing Model
+ Group Decision and Negotiation			1.01	Hybrid
+ J. Intelligent Manufacturing			0.85	Hybrid
+ J. Business and Psychology			1.25	Hybrid
+ Information Systems Frontiers			0.91	Hybrid
+ Implementation Science			3.1	Full OA
+ Computer Supported Cooperative Work (CSCW)			1.07	Hybrid
+ Research in Engineering Design			1.24	Hybrid
+ Electronic Markets			0.78	Hybrid
+ Business & Information Svstems Engineering			0.65	Hvbrid

Perfect Match: EndNote's latest feature matches article drafts with publications

Web of Science™ ResearcherID Welcome Nader Ale ▾ Help

ENDNOTE™ THOMSON REUTERS™

My References Collect Organize Format Match **NEW!** Options Connect^{Beta}

Quick Search

Search for

in All My References ▾

My References

All My References (5906)

- [Unfiled] (1258)
- Quick List (0)
- Trash (0)
- ▼ My Groups
 - Acknowledgment (13)
 - Ahmed (51)
 - Cited My Papers (272)
 - Collaborative (124)
 - EndNote Video (1)
 - Entrepreneurship (5)
 - Group Paper (29)
 - H-Index (1894)
 - Innovation (4)

My Journal Paper

Show 50 per page ▾

◀◀ Page 1 of 1 Go ▶▶

All Page Add to group... ▾

Sort by: First Author -- A to Z ▾

Author	Year	Title
<input type="checkbox"/> Aghaei Chadegani, Arezoo	2013	A Comparison between Two Main Academic Literature Collections: Web of Science and Scopus Databases Asian Social Science Added to Library: 03 Jul 2013 Last Updated: 13 Mar 2015 Online Link → Go to URL
<input type="checkbox"/> Ahmad Jafarnejad	2009	Determinants of Foreign Direct Investment in Iran: An Empirical Study Using Structural Equation Modelling Middle East FORUM Added to Library: 02 Jul 2013 Last Updated: 13 Mar 2015 Online Link → Go to URL
<input type="checkbox"/> Ale Ebrahim, Nader	2009	Innovation and R&D Activities in Virtual Team European Journal of Scientific Research

Perfect Match: EndNote's latest feature matches article drafts with publications

Web of Science™ ResearcherID Welcome Nader Ale ▾ Help

ENDNOTE™ THOMSON REUTERS™

My References Collect Organize Format **Match NEW!** Options Connect[®]via

Find the Best Fit Journals for your Manuscript Powered By Web of Science™

Enter your Manuscript Details:

***Title:**

Type your title here

***Abstract:**

Type your abstract here

*required

References:

Select Group ▾

Including references allows us to match more data points relevant to your manuscript

How It Works

With a few key pieces of information—your title, abstract, and references—we can help you find the right journal for your manuscript.

Our patent—pending technology analyzes millions of data points and citation connections from the Web of Science to identify meaningful relationships between these publications and your own citation data.

Within seconds, you'll have JCR® data, key journal information and publisher details at your fingertips to help you compare your options and submit your manuscript.

Only Thomson Reuters can harness the power of Web of Science to support your manuscript publication decisions.

[Learn more about how manuscript matching works](#)

Perfect Match: EndNote's latest feature matches article drafts with publications

Web of Science™ ResearcherID Welcome Nader Ale Help

ENDNOTE™ THOMSON REUTERS™

My References Collect Organize Format **Match** Options Connect

Find the Best Fit Journals for your Manuscript Powered By Web of Science™

2 Journal Matches

< Edit Manuscript Data Expand All Collapse All					
Match Score	JCR Impact Factor Current Year 5 Year	Journal	Similar Articles		
	1.338 1.435 2013 5 Year	RESEARCH EVALUATION	0		
Top Keyword Rankings <ul style="list-style-type: none"> citations papers highly cited publications 		JCR Category INFORMATION SCIENCE & LIBRARY SCIENCE	Rank in Category 23/84	Quartile in Category Q2	
		Publisher: GREAT CLARENDON ST, OXFORD OX2 6DP, ENGLAND ISSN: 0958-2029 eISSN: 1471-5449	Was this helpful? <input checked="" type="checkbox"/> YES <input type="checkbox"/> NO Submit >> Journal Information >>		
	3.58 3.609 2013 5 Year	JOURNAL OF INFORMETRICS	0		
			Was this helpful? <input checked="" type="checkbox"/> YES <input type="checkbox"/> NO Submit >> Journal Information >>		

Strategies to increase citations

- Target a journal with a high impact factor, or, in fact, with any impact factor at all!
- Choose a new, rapidly growing field of research. Articles on hot topics tend to cite much more recent references than those in more traditional fields.
- Target journals in rapidly growing research fields because they tend to publish papers with a short time interval from submission to acceptance.
- Write research articles, technical notes and reviews. For the purposes of calculating citations, these are considered “citable” items. Editorials, letters, news items and meeting abstracts are “non-citable items”.
- Write reviews in addition to research papers. Reviews are more likely to be cited than original research papers.
- Write at length. Longer articles are cited more often.

Source: <http://www.library.qut.edu.au/services/research/citationindexes.jsp>

Strategies to increase citations

- Make it easy for others to access your work. Online availability of articles clearly increases citations (and therefore, the journal's impact factor). It helps if researchers can find relevant articles and access them instantly, rather than working their way through barriers of passwords and technicalities. This effect will increase with the availability of search engines like Google Scholar.
 - **Target “open access” journals (especially if they have an impact factor).**
 - **Make your work available via the Google searches/ResearcherID.**
 - **Put the address for your ResearcherID page into your email signature as a clickable link.**
- Don't write as a member of a consortium. It's better to be one in a list of individual authors. Some evidence shows citations to articles written by consortia have been undercounted.
- Find quick publication Journals

Open Access Journal

One key request of researchers across the world is unrestricted access to research publications. Open access gives a worldwide audience larger than that of any subscription-based journal and thus increases the **visibility** and **impact of published** works. It also **enhances indexing**, retrieval power and eliminates the need for permissions to reproduce and distribute content.

Journal impact factor

Indexation

Journal prestige

Relevance of research topics

Acceptance/rejection rates

Size of print circulation

Manuscript turnaround time

Editors characteristics

Quality of reviewer comments

Previous experience with publishing in the journal

Colleagues' recommendations

International status

Open access

Publication charges

Promotion at social platforms (eg Facebook, Twitter)

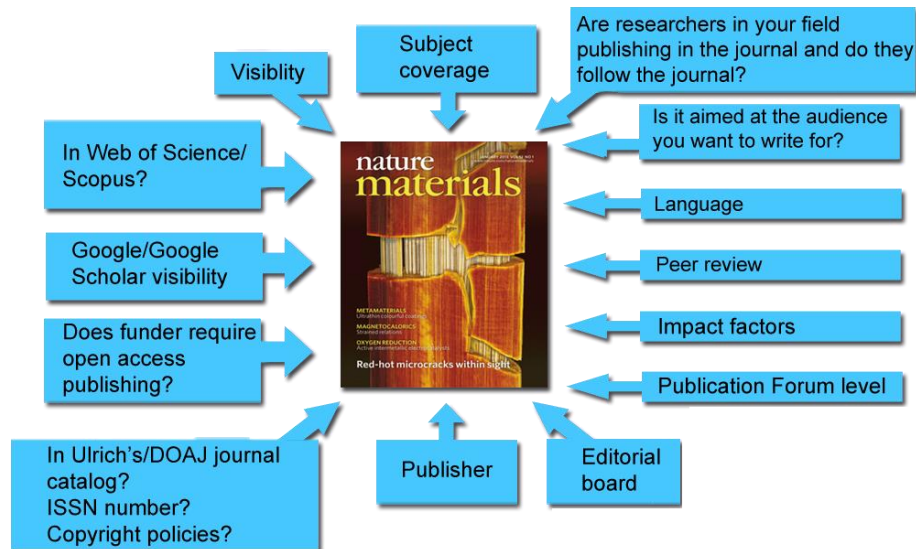
Press attention to the journal

Source: Gasparyan, A. Y. (2013). [Choosing the target journal: do authors need a comprehensive approach?. *Journal of Korean medical science*, 28\(8\), 1117-1119.](#)

Abstracted/indexed in

1. ABI/INFORM
 2. Association of Business Schools' (ABI) Academic Journal Quality Guide (www.the-abs.org.uk)
 3. Australian Business Deans' Council (ABDC) Journal Quality List
 4. Australian Research Council ERA Ranked Journal List
 5. Compendex
 6. Computer Abstracts International Database
 7. Current Contents / Engineering, Computing & Technology
 8. Current Contents / Social & Behavioural Sciences
 9. Emerald Management Reviews (EMR)
 10. INSPEC Abstracts
 11. [International Abstracts in Operations Research](#)
 12. OR/MS Index and Annual Comprehensive Index
 13. Science Citation Index
 14. Social Science Citation Index
 15. SCOPUS
 16. Zentralblatt MATH
- [Source: Journal of the Operational Research Society](#)

Where to publish?



- Does the publisher accept parallel publishing in institutional repositories and is there an embargo

Where should I submit my publication?

If you want your article to ...

- Publish in most influential or highly cited journal
 - Use Impact Factor or
 - 5 Year Impact Factor (for subjects need longer citation period, e.g. GEOLOGY or MANAGEMENT or SOCIOLOGY, etc)
- To reach out to readers and be read immediately
 - Use Immediacy Index
- Stay active in journal collection
 - Use Cited Half Life

Note: The above only serves as general guidelines, deeper understanding of JCR, the subjects and dynamic publication cycles are crucial when deciding where to publish your paper.

Identifying Key Journals in the field

Search keywords on WoS

Web of Science™ InCites™ Journal Citation Reports® Essential Science Indicators™ EndNote™ Sign In Help English

WEB OF SCIENCE™ THOMSON REUTERS™

Search Web of Science™ Core Collection My Tools Search History Marked List

Welcome to the new Web of Science! [View a brief tutorial.](#)

Basic Search

Bibliometrics OR "Top Cited" OR "Highly Cited" OR "Top 100" OR "Top Papers" Title Search

+ Add Another Field | Reset Form

Click here for tips to improve your search.

TIMESPAN

All years

From 1980 to 2016

▶ MORE SETTINGS

Identifying Key Journals in the field

Check the highest “ Record Count”

Results Analysis

[<<Back to previous page](#)

768 records. TITLE: (Bibliometrics OR "Top Cited" OR "Highly Cited" OR "Top 100" OR "Top Papers")

Rank the records by this field:	Set display options:	Sort by:
<ul style="list-style-type: none"> Organizations Organizations-Enhanced Publication Years Research Areas <li style="background-color: #0070C0; color: white;">Source Titles 	Show the top <input type="text" value="10"/> Results. Minimum record count (threshold): <input type="text" value="2"/>	<input checked="" type="radio"/> Record count <input type="radio"/> Selected field

Analyze

Use the checkboxes below to view the records. You can choose to view those selected records, or you can exclude them (and view the others).

<input checked="" type="checkbox"/> View Records <input type="checkbox"/> Exclude Records		Field: Source Titles	Record Count	% of 768	Bar Chart	<input type="button" value="Save Analysis Data to File"/>
<input type="checkbox"/>		SCIENTOMETRICS	80	10.417 %	<div style="width: 10.417%; height: 10px; background-color: #0070C0;"></div>	<input checked="" type="radio"/> Data rows displayed in table <input type="radio"/> All data rows (up to 200,000)
<input type="checkbox"/>		JOURNAL OF THE AMERICAN SOCIETY FOR INFORMATION SCIENCE AND TECHNOLOGY	17	2.214 %	<div style="width: 2.214%; height: 10px; background-color: #0070C0;"></div>	
<input type="checkbox"/>		PROCEEDINGS OF THE INTERNATIONAL CONFERENCE ON SCIENTOMETRICS AND INFORMETRICS	17	2.214 %	<div style="width: 2.214%; height: 10px; background-color: #0070C0;"></div>	
<input type="checkbox"/>		CHEMICAL ENGINEERING NEWS	15	1.953 %	<div style="width: 1.953%; height: 10px; background-color: #0070C0;"></div>	
<input type="checkbox"/>		LIBRARY JOURNAL	14	1.823 %	<div style="width: 1.823%; height: 10px; background-color: #0070C0;"></div>	
<input type="checkbox"/>		JOURNAL OF INFORMETRICS	12	1.563 %	<div style="width: 1.563%; height: 10px; background-color: #0070C0;"></div>	

Identifying Key Journals in the field

Select the JCR “Categories By Rank”

Web of Science™ InCites™ Journal Citation Reports® Essential Science Indicators™ EndNote™ Sign In Help English

InCites™ Journal Citation Reports® THOMSON REUTERS™

Home Category Rankings

Go to Journal Profile

Master Search

Select Journals

Select Categories

Select JCR Year

2014

Select Edition

SCIE SSCI

Clear Submit

Journals By Rank Categories By Rank

All Journal Categories ranked by Number of Journals Show Visualization +

1 - 25 of 232 Customize Indicators

	Category	Edition	#Journals	Total Cites	Median Impact Factor	Aggregate Impact Factor
15	AUTOMATION & CONTROL SYSTEMS	SCIE	58	193,287	1.340	2.134
16	BEHAVIORAL SCIENCES	SCIE	51	294,638	2.350	3.189
17	BIOCHEMICAL RESEARCH METHODS	SCIE	79	659,254	2.341	3.496
18	BIOCHEMISTRY & MOLECULAR BIOLOGY	SCIE	290	3,273,847	2.672	4.149
19	BIODIVERSITY CONSERVATION	SCIE	44	136,893	1.249	2.551
20	BIOLOGY	SCIE	85	387,568	1.375	2.572
21	BIOPHYSICS	SCIE	73	558,244	2.627	3.259
22	BIOTECHNOLOGY & APPLIED MICROBIOLOGY	SCIE	163	1,015,446	2.125	3.267
23	BUSINESS	SSCI	115	294,076	1.400	1.745
24	BUSINESS, FINANCE	SSCI	88	136,242	0.936	1.321

Identifying Key Journals in the field

Select the JCR Category

Web of Science™ InCites™ Journal Citation Reports® Essential Science Indicators™ EndNote™ Sign In Help English

InCites™ Journal Citation Reports® THOMSON REUTERS™

Homs Category Rankings Category Profile

BIOLOGY

The Biology category includes resources having a broad or interdisciplinary approach to biology. In addition, it includes materials that cover a specific area of biology not covered in other categories such as theoretical biology, mathematical biology, thermal biology, cryobiology, and biological rhythm research.

Year	Edition	# Journals	Articles	Total Cites	Median Impact Factor	Aggregate Impact Factor	Aggregate Immediacy Index	Aggregate Cited Half-Life	Aggregate Citing Half-Life
		Graph	Graph	Graph	Graph	Graph	Graph	Graph	Graph
2014	SCIE	85	9,838	387,568	1.375	2.572	0.678	8.8	8.8
2013	SCIE	85	9,197	368,066	1.432	2.561	0.718	8.5	8.8
2012	SCIE	83	8,866	344,282	1.452	2.650	0.649	8.3	8.8
2011	SCIE	85	22,001	394,117	1.540	3.177	0.503	6.1	7.4
2010	SCIE	86	15,511	346,005	1.339	3.146	0.559	6.7	7.5
2009	SCIE	76	11,427	292,194	1.337	3.076	0.627	7.2	7.4
2008	SCIE	72	6,741	241,521	1.383	2.749	0.613	7.7	8.2
2007	SCIE	70	6,608	217,563	1.292	2.687	0.579	7.5	8.3
2006	SCIE	65	5,953	191,757	1.138	2.634	0.532	7.6	8.0
2005	SCIE	65	5,539	176,385	1.179	2.587	0.538	7.5	7.7
2004	SCIE	64	5,577	164,037	1.105	2.254	0.607	7.6	7.6
2003	SCIE	65	5,345	153,375	0.971	2.135	0.487	7.7	7.9
2002	SCIE	62	Not Available	Not Available	Not Available	Not Available	Not Available	Not Available	Not Available
2001	SCIE	42	Not Available	Not Available	Not Available	Not Available	Not Available	Not Available	Not Available
2000	SCIE	51	Not Available	Not Available	Not Available	Not Available	Not Available	Not Available	Not Available

Identifying Key Journals in the field Ranked by Impact Factor

The screenshot displays the InCites Journal Citation Reports interface. The main heading is "Journals in BIOLOGY". The "Journals By Rank" tab is active, showing a table of journals ranked by impact factor. The table includes columns for rank, journal title, total citations, journal impact factor, cited half-life, and eigenvector score. The top 9 journals are listed, with PLoS Biology having the highest total citations (25,729) and a high impact factor (9.343).

Select All	Rank	Full Journal Title	Total Cites	Journal Impact Factor	Cited Half-Life	Eigenvector Score
<input type="checkbox"/>	1	BIOLOGICAL REVIEWS	7,868	9.670	8.8	
<input type="checkbox"/>	2	PLoS BIOLOGY	25,729	9.343	6.4	
<input type="checkbox"/>	3	eLife	3,179	9.322	1.4	
<input type="checkbox"/>	4	BMC BIOLOGY	3,676	7.984	4.5	
<input type="checkbox"/>	5	Physics of Life Reviews	950	7.478	3.6	
<input type="checkbox"/>	6	PHILOSOPHICAL TRANSACTIONS OF THE ROYAL SOCIETY B-BIOLOGICAL SCIENCES	32,026	7.055	7.2	
<input type="checkbox"/>	7	BIOSCIENCE	13,169	5.524	>10.0	
<input type="checkbox"/>	8	PROCEEDINGS OF THE ROYAL SOCIETY B-BIOLOGICAL SCIENCES	41,341	5.051	8.5	
<input type="checkbox"/>	9	FASEB JOURNAL	41,076	5.043	9.0	

Identifying Key Journals in the field

Search keywords on SCOPUS

Scopus

Scopus SciVal | Register Login Help

Search

Alerts

Lists

My Scopus

Join the webinar on January 21, 2016 to learn about past and future Scopus developments – register now.

Document search | Author search | Affiliation search | Advanced search

Browse Sources Compare journals

d" OR "Highly Cited" OR "Top 100" OR "Top Paper" ×

Article Title



+ Add search field

Limit to:

Date Range (inclusive)

Published All years to Present

Added to Scopus in the last 7 days

Subject Areas

Life Sciences (> 4,300 titles .)

Health Sciences (> 6,800 titles . 100% Medline coverage)

Document Type

ALL

Physical Sciences (> 7,200 titles .)

Social Sciences & Humanities (> 5,300 titles .)

Learn more about how to Improve Scopus

Stay up-to-date on Scopus. Follow @Scopus on Twitter

Watch tutorials and learn how to make Scopus work for you

Get citation alerts pushed straight to your inbox

Get started with Scopus APIs

Identifying Key Journals in the field

Check the “Source Title”

Source Title

- | | |
|---|------|
| <input type="checkbox"/> Scientometrics | (76) |
| <input type="checkbox"/> ENR Engineering
News Record | (19) |
| <input type="checkbox"/> Journal of the
American Society
for Information
Science and
Technology | (16) |
| <input type="checkbox"/> Journal of
Informetrics | (14) |
| <input type="checkbox"/> Modern Healthcare | (11) |

Identifying Key Journals in the field

Select the Subject Area on [Scimago Journal & Country Rank](#)

Home

Journal Rankings

Journal Search

Country Rankings

Country Search

Compare

Map Generator

Help

About Us

Journal Rankings

Ranking Parameters

Subject Area:

Subject Category:

Region/Country: Year:


Order By:

Display journals with at least:

Subject Area: Biochemistry, Genetics and Molecular Biology.

Subject Category: Cell Biology.





Year: 2014.

 [Download data \(Excel .xlsx\)](#)

1 - 50 of 256 << First | < Previous | Next > | Last >>

Related product



	Title	Type	SJR	H index	Total Docs. (2014)	Total Docs. (3years)	Total Refs.	Total Cites (3years)	Citable Docs. (3years)	Cites / Doc. (2years)	Ref. / Doc.	Country
1	Nature Reviews Molecular Cell Biology	j	 24,294	302	175	535	8.882	7.254	218	34,07	50,75	
2	Annual Review of Cell and Developmental	k	 16,567	171	1	82	315	1.715	80	16,08	315,00	

My recent publications

Springer Link Search

HUMAN KINETICS JOURNALS Sign in / Create an Account / My Information / My Cart Search All Journals GO

JOURNAL OF AGING AND PHYSICAL ACTIVITY
The Official Journal of the International Coalition for Aging and Physical Activity

ABOUT SUBSCRIBE / RENEW CONTENTS FOR AUTHORS FOR EDITORS & REVIEWERS SUPPORT

Journals / JAPA / JAPA Contents / JAPA In Press

JAPA Contents JAPA In Press

Activity and Aging Research: A Bibliometric
Original Research
Andre Matthias Müller¹, Payam Ansari¹, Nader Ale Ebrahim², and ...¹

ICAPA
International Coalition for Aging and Physical Activity
HELPING THE WORLD AGE ACTIVELY

Download PDF (843 KB)

SpringerLink

You're seeing our new article page and we'd like your opinion, [send feedback](#).

Article
Scientometrics
November 2015, Volume 105, Issue 2, pp 759-777
First online: 09 September 2015

Qualitative and quantitative solar hydrogen generation from 2001 to 2014

Mohammad Reza Maghami, Shahin Ebrahim, Chandima Gomes

NCBI Resources How To

PubMed Advanced

US National Library of Medicine National Institutes of Health

Like HK Journals on Facebook

Send to

Full text links

ASIAN PACIFIC ORGANIZATION for CANCER PREVENTION Academic edition

Save items

Add to Favorites

Similar articles

Research progress in ...
deriver [Neural Regen ...

Iranian Journal of Public Health

Abubakar AHMED Mastura ADAM Norafida A. GHAFAR Murtala MUHAMMAD Nader Ale EBRAHIM

Impact of Article Page Count and Number of Authors on Citations in Disability Related Fields: A Systematic Review Article

Abubakar AHMED, Mastura ADAM, Norafida A. GHAFAR, Murtala MUHAMMAD, Nader Ale EBRAHIM

ABSTRACT

Background: Citation metrics and total publications in a field has become the gold standard for rating researchers and visibility of a field. Hence, stimulating demand for citation has led to a search for useful strategies to improve performance metric index. Meanwhile, title, abstract and morphologic qualities of the articles attract researchers to scientific publications. Yet, there is relatively little understanding of the citation trend in disability related fields. We aimed to provide an insight into the factors associated with citation increase in this field. Additionally, we tried to ...

Remember me

Login

JPBR
International Journal of Pro...

HOME ABOUT LOGIN REGISTER
ANNOUNCEMENTS CONGRESS CITURS
TUTORIALS - JPBREVIEW GUIDELINES FOR A

Home > Vol 1, No 1 (2016) > Nagaratnam

A BIBLIOMETRIC ANALYSIS ON "FERTILITY RATE" RESEARCH TRENDS

Shalini Nagaratnam, Nader Ale Ebrahim, Muzafar Shah Habibullah

ABSTRACT

Cancer: a Quantitative and ...

... worldwide, characterized by irregular cell ... is the basic function of ... age normal dividing cells, leading to ... cancer therapy, which are increasingly ...

Download PDF (805 KB)

View Article

Questions?



E-mail: aleebrahim@um.edu.my



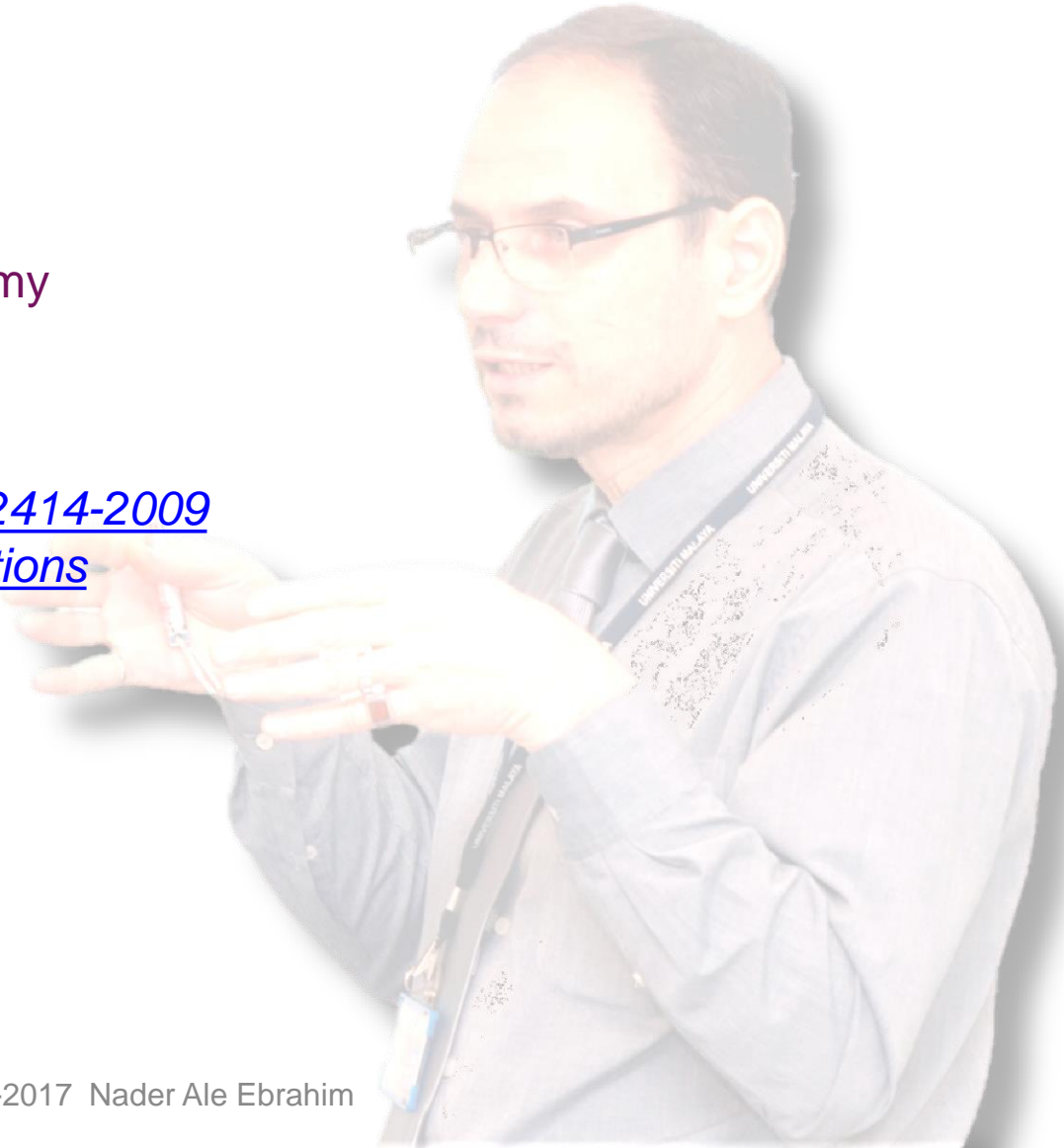
Twitter: [@aleebrahim](https://twitter.com/aleebrahim)



www.researcherid.com/rid/C-2414-2009
<http://scholar.google.com/citations>

Nader Ale Ebrahim, PhD

=====
Centre for Research Services
Institute of Management and Research Services
University of Malaya, Kuala Lumpur, Malaysia
www.researcherid.com/rid/C-2414-2009
<http://scholar.google.com/citations>



References

1. Ale Ebrahim, N., Salehi, H., Embi, M. A., Habibi Tanha, F., Gholizadeh, H., Motahar, S. M., & Ordi, A. (2013). [Effective Strategies for Increasing Citation Frequency](#). *International Education Studies*, 6(11), 93-99. doi: 10.5539/ies.v6n11p93
2. Martín-Martín, A., Orduna-Malea, E., Ayllón, J. M., & López-Cózar, E. D. (2016). The counting house, measuring those who count: Presence of Bibliometrics, Scientometrics, Informetrics, Webometrics and Altmetrics in Google Scholar Citations, ResearcherID, ResearchGate, Mendeley, & Twitter. *EC3 Reseach Group: Evaluación de la Ciencia y de la Comunicación Científica Universidad de Granada and Universidad Politécnica de Valencia (Spain), In Progress*,. doi:10.13140/RG.2.1.4814.4402
3. [Building a professional identity: from research to impact](#) | April 16, 2015. Manon Burger Project Manager Marketing Communications Elsevier Journals
4. Gasparyan, A. Y. (2013). [Choosing the target journal: do authors need a comprehensive approach?](#). *Journal of Korean medical science*, 28(8), 1117-1119.

My recent publications:

1. Akhavan, P., Ale Ebrahim, N., Fetрати, M. A., & Pezeshkan, A. (2016). Major trends in knowledge management research: a bibliometric study. *Scientometrics* 1-16. doi:[10.1007/s11192-016-1938-x](#)
2. Nagaratnam, S., Ale Ebrahim, N., & Habibullah, M. S. (2016). A Bibliometric Analysis on "Fertility Rate" Research Trends. *International Journal of Professional Business Review*, 1(1), 1-14. doi:[10.5281/zenodo.58318](#)
3. Shakiba, M., Ale Ebrahim, N., Danaee, M., Bakhtiyari, K., & Sundararajan, E. (2016). A Comprehensive Comparison of Educational Growth within Four Different Developing Countries between 1990 and 2012. *Revista de Gestão e Secretariado*, 6(3), 152-174. doi:[10.7769/qesec.v6i3.486](#)
4. Müller, A. M., Ansari, P., Ale Ebrahim, N., & Khoo, S. (2015). Physical Activity and Aging Research: A Bibliometric Analysis. *Journal Of Aging And Physical Activity In Press*. doi:[10.1123/japa.2015-0188](#)
5. Maghami, M., Navabi Asl, S., Rezadad, M. i., Ale Ebrahim, N., & Gomes, C. (2015). Qualitative and Quantitative Analysis of Solar hydrogen Generation Literature From 2001 to 2014. *Scientometrics* 105(2), 759-771. : <http://dx.doi.org/10.1007/s11192-015-1730-3>
6. Shakiba, M., Zavvari, A., Ale Ebrahim, N., & Singh, M. J. (2016). Evaluating the academic trend of RFID technology based on SCI and SSCI publications from 2001 to 2014. *Scientometrics First Online*: 08 August 2016, 1-24. <http://dx.doi.org/10.1007/s11192-016-2095-y>
7. Farghadani, R., Haerian, B. S., Ale Ebrahim, N., & Muniandy, S. (2016). 35Year Research History of Cytotoxicity and Cancer: a Quantitative and Qualitative Analysis. *Asian Pac J Cancer Prev*, 17(7), 3139-3145. doi:[10.14456/apicp.2016.66](#)
8. AHMED, A., Mastura, A., GHAFAR, N. A., MUHAMMAD, M., & ALE EBRAHIM, N. (2016). Impact of Article Page Count and Number of Authors on Citations in Disability Related Fields: A Systematic Review Article. *Iranian Journal of Public Health*, 45(9), 1118-1125. <https://dx.doi.org/10.6084/m9.figshare.3979656.v1>

My recent presentations:

1. Ale Ebrahim, N. (2016). *Online Repository: Extending Research Visibility, Readership, and Impact* Paper presented at the 4th SERIES OF INTRODUCTORY WORKSHOP ON: Strategies to Enhance Research Visibility, Impact & Citations. Retrieved from <https://dx.doi.org/10.6084/m9.figshare.4248950.v1>
2. Ale Ebrahim, N. (2016). *Create and maintain an up-to-date ResearcherID & ORCID profile*. Paper presented at the 4th SERIES OF INTRODUCTORY WORKSHOP ON: Strategies to Enhance Research Visibility, Impact & Citations. Retrieved from <https://dx.doi.org/10.6084/m9.figshare.4234619.v1>
3. Ale Ebrahim, N. (2016). *A PART OF RESEARCH METHODOLOGY COURSE: Introduction to the Research Tools*. Paper presented at the RESEARCH METHODOLOGY COURSE (HXGH 6101) - SEMESTER I, 2016/2017. Retrieved from <https://dx.doi.org/10.6084/m9.figshare.4231682.v1>
4. Ale Ebrahim, N. (2016). *Create a Google Scholar Profile to Increase Research Visibility*. Paper presented at the 4th SERIES OF INTRODUCTORY WORKSHOP ON: Strategies to Enhance Research Visibility, Impact & Citations. Retrieved from <https://dx.doi.org/10.6084/m9.figshare.4214274.v1>
5. Ale Ebrahim, N. (2016). *Kudos: Improving the Reachability and Research Impact*. Paper presented at the 4th SERIES OF INTRODUCTORY WORKSHOP ON: Strategies to Enhance Research Visibility, Impact & Citations. Retrieved from <https://dx.doi.org/10.6084/m9.figshare.4264964.v1>