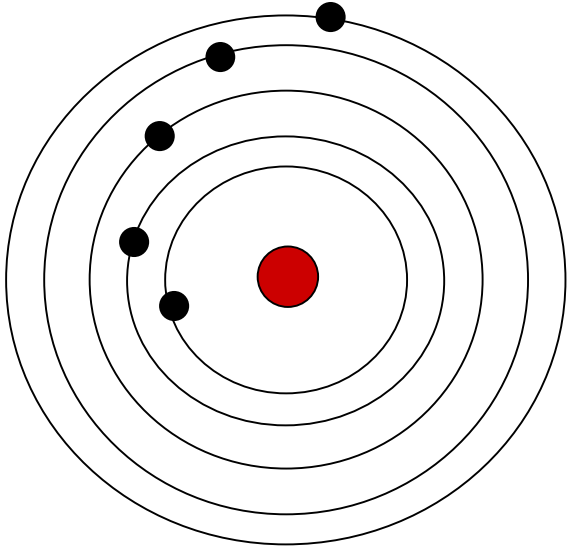


# Oxidation & Reduction

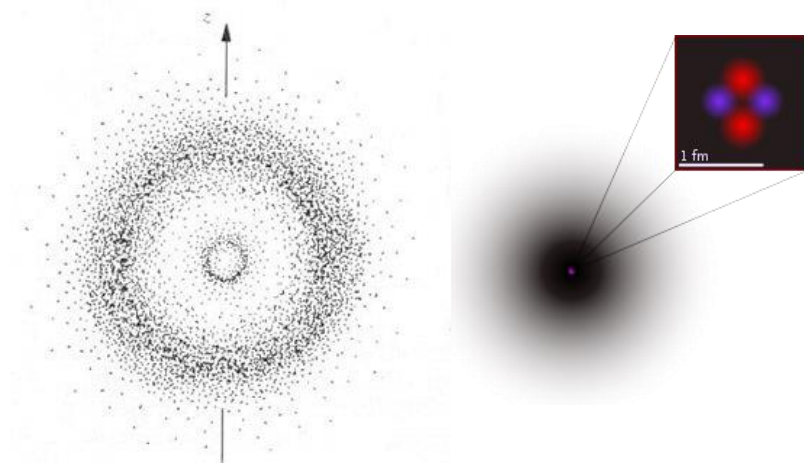
# Bohr model



Electron orbits the nucleus in circles.

Electrons are moving in only allowed energy levels.

# Wave mechanical model of atom

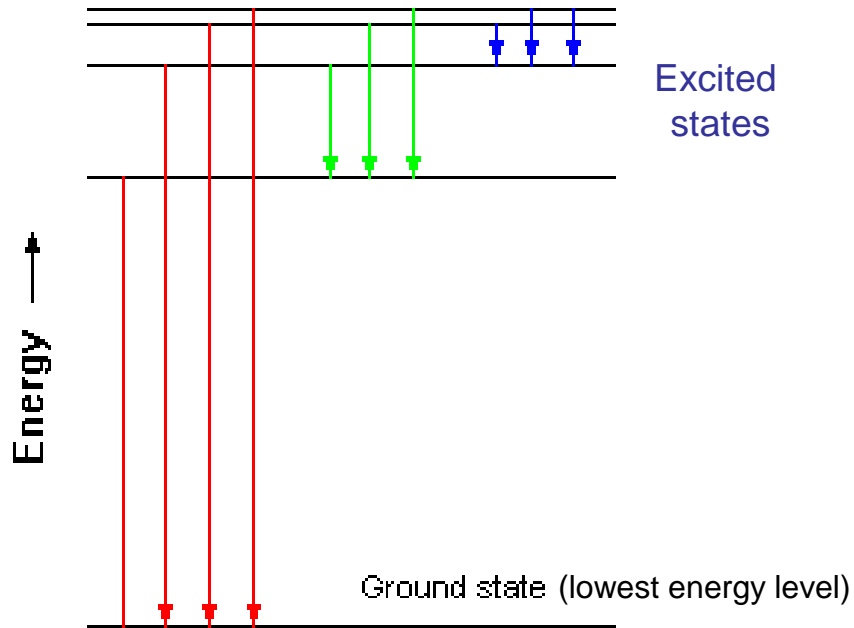


Electron acts as a wave.

Electron does not orbit the nucleus in circles.

Electrons **move randomly**; however, there is more chance to find them close to nucleus.

# Emission of energy by atoms



Only certain energy changes are allowed.

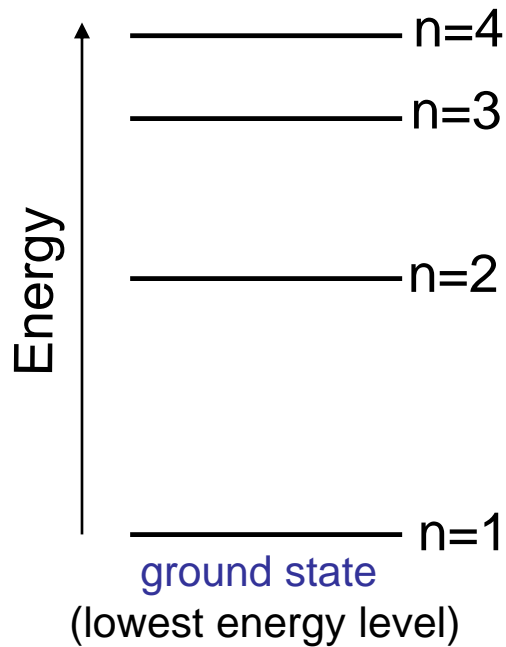
Energy levels are **quantized**.

Hydrogen Emission Spectrum



Only certain types of photons are produced.

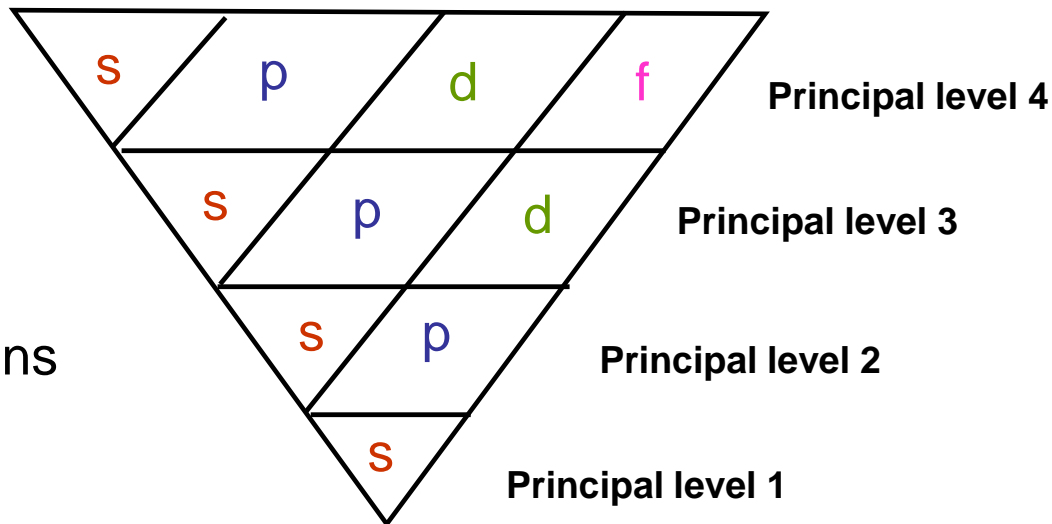


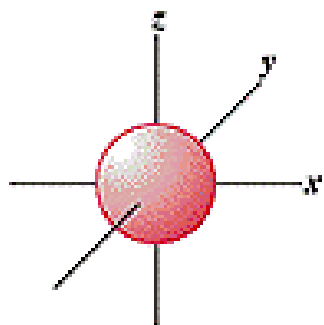


## Principal energy levels

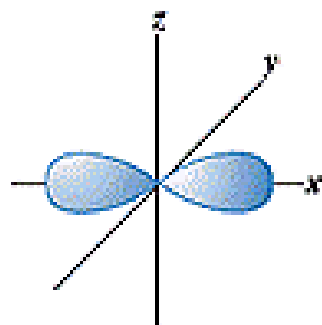
Sublevels: s p d f

**Orbital:** is a region of space and can hold maximum 2 electrons

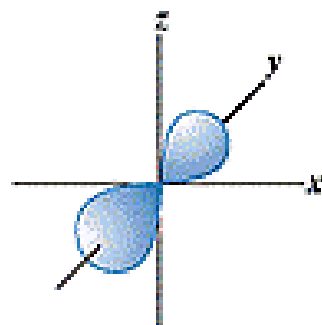




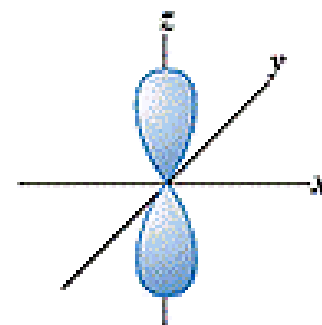
s



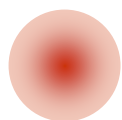
$p_x$



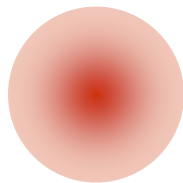
$p_y$



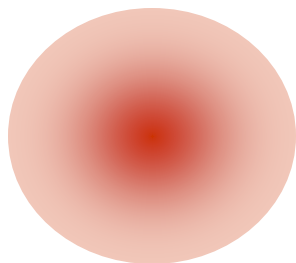
$p_z$



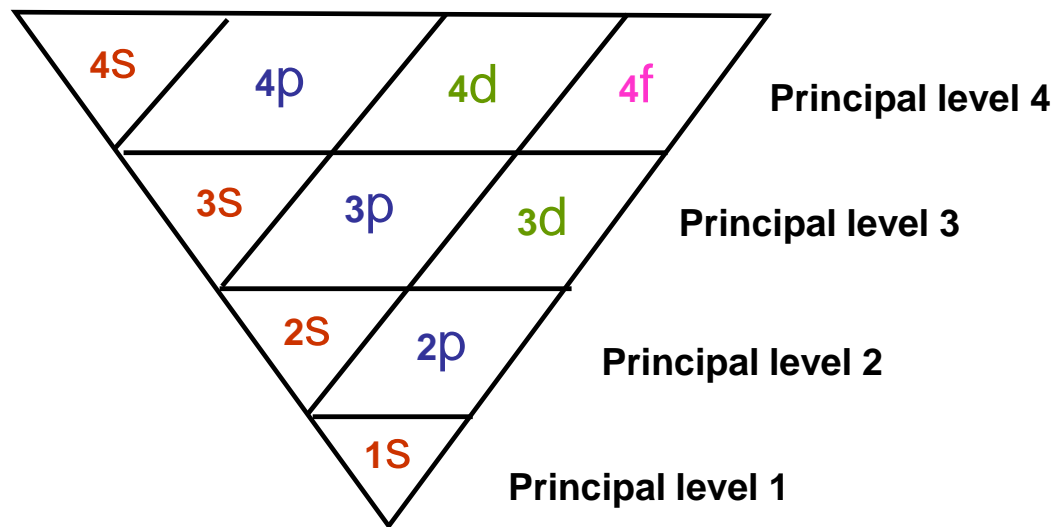
1S

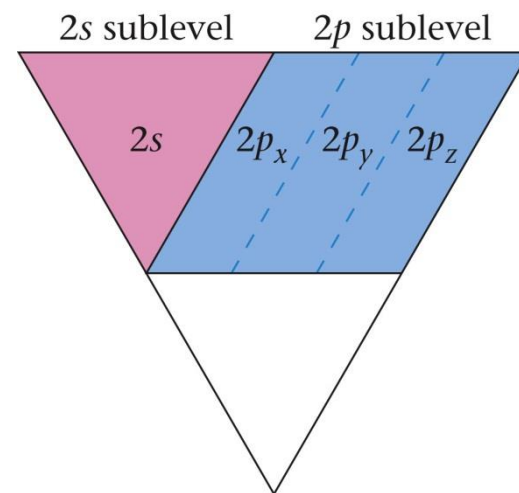
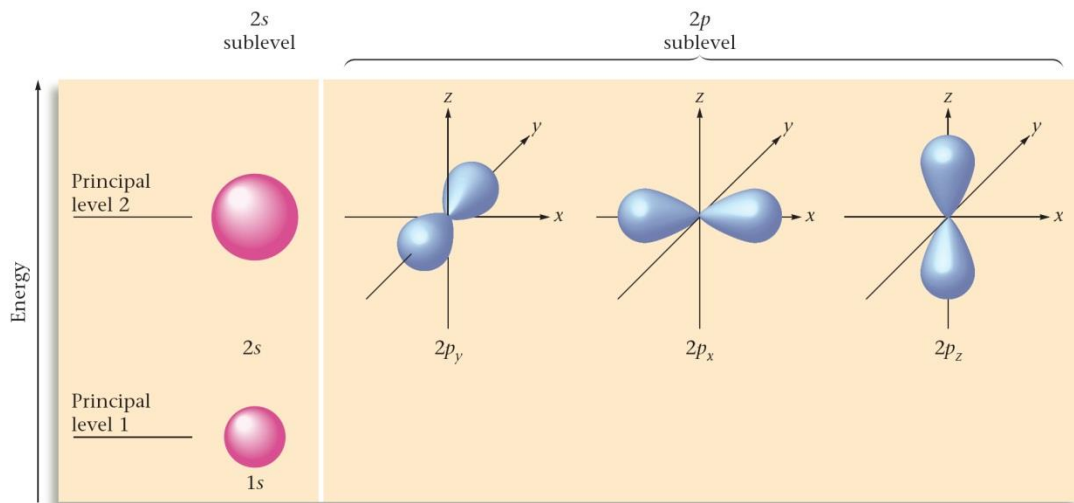
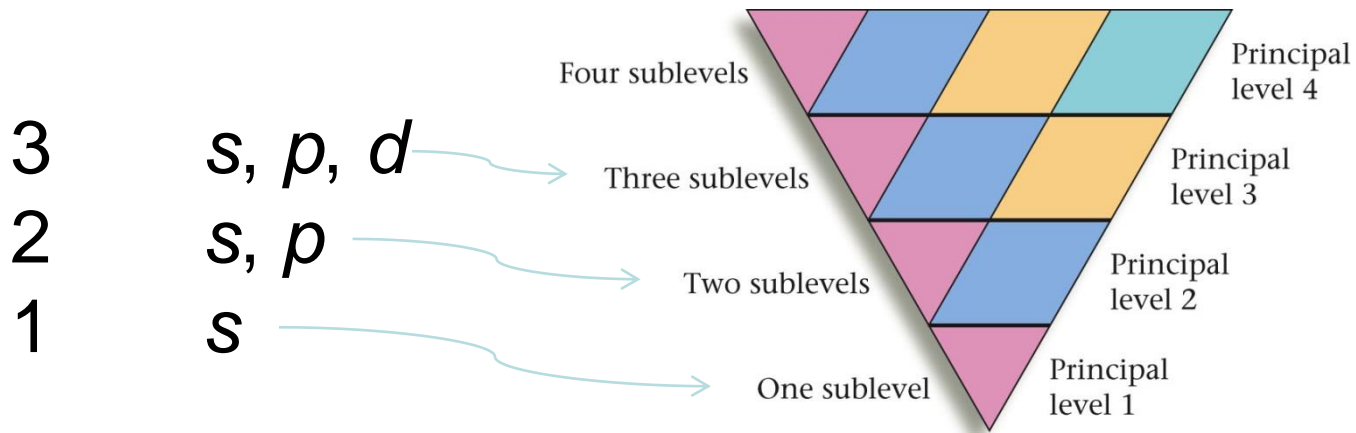


2S



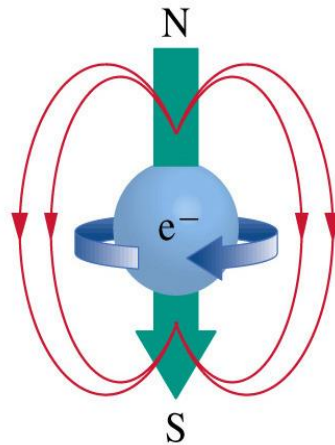
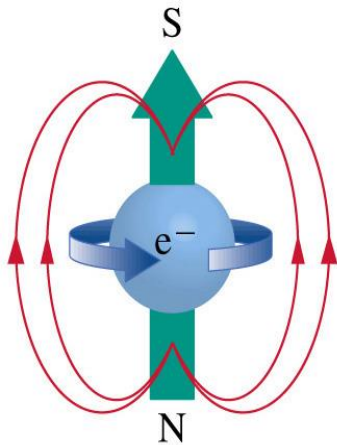
3S





# Pauli exclusion principle

**Orbital:** is a region of space and can hold maximum 2 electrons



magnetic field

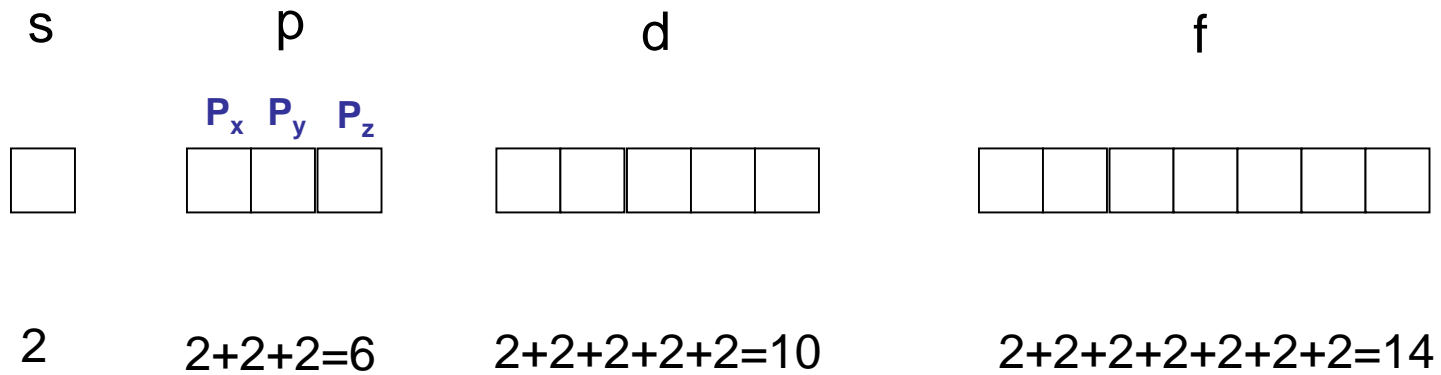


paired spins

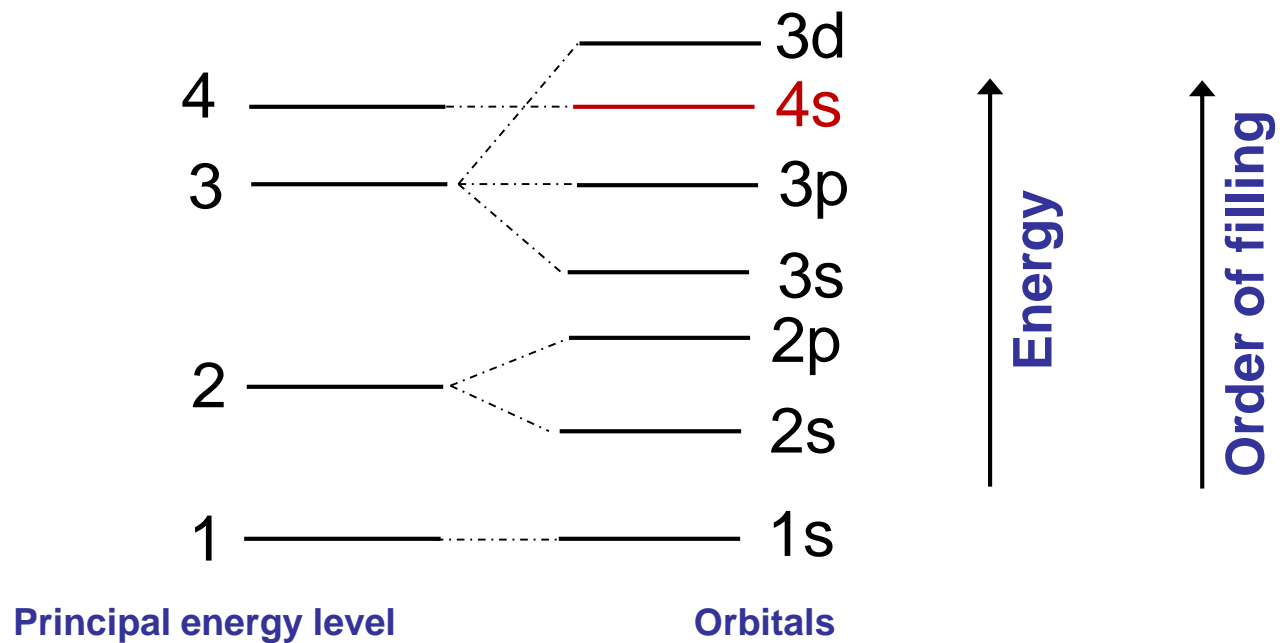
Two electrons can stay together even with their opposite charges.



Sublevels: s p d f



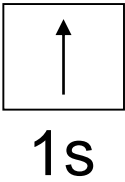
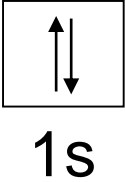
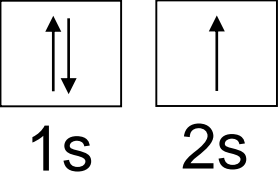
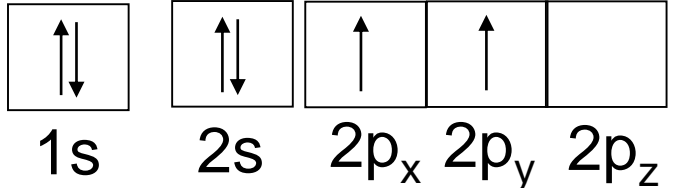
Level	Orbitals	Maximum number of electrons
1	1s	2
2	2s, 2p	2 + 6 = 8
3	3s, 3p, 3d	2 + 6 + 10 = 18
4	4s, 4p, 4d, 4f	2 + 6 + 10 + 14 = 32



Electrons configuration: description of the orbitals that its electrons occupy.

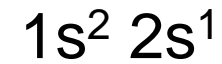
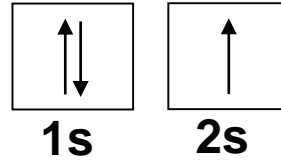
Orbital box diagrams

Electron configuration

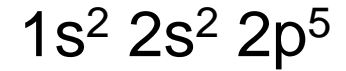
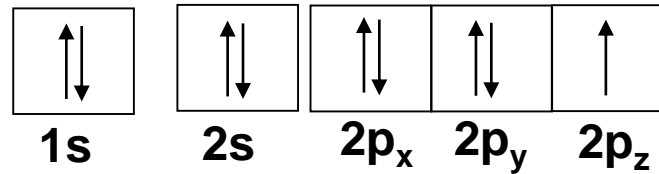
H (1)		$1s^1$
He (2)		$1s^2$
Li (3)		$1s^2 2s^1$
C (6)		$1s^2 2s^2 2p^2$

## Noble gas notation

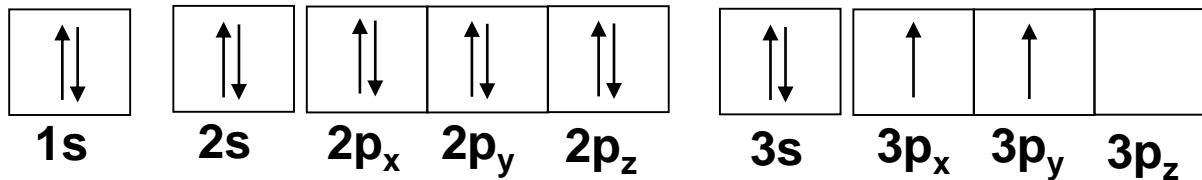
Li (3)



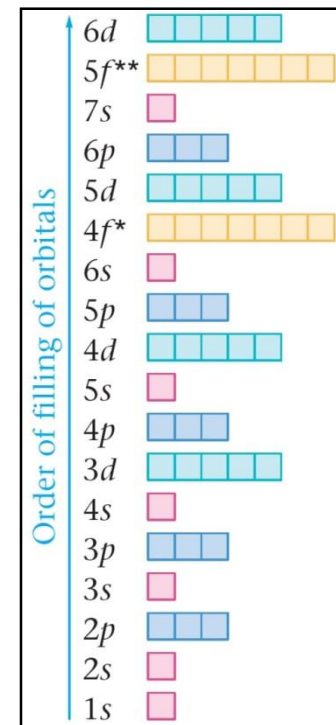
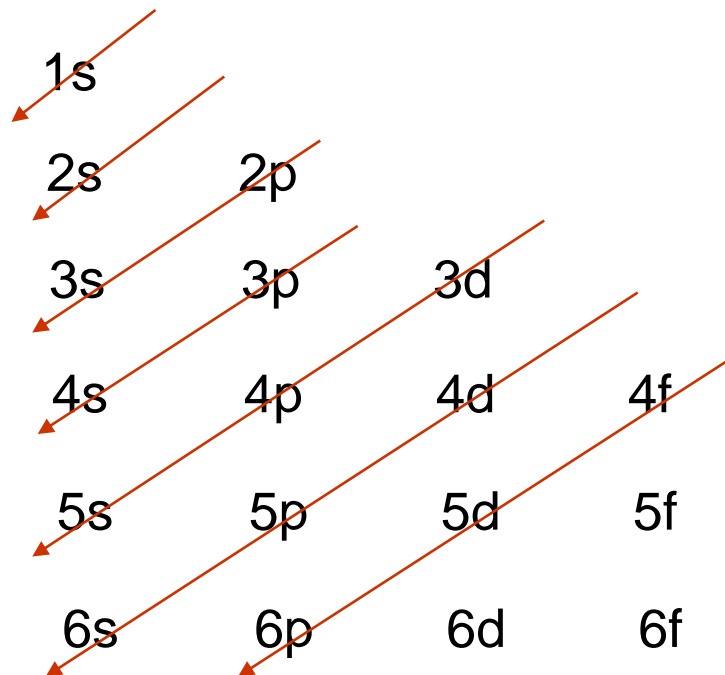
F (9)



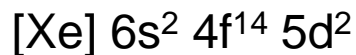
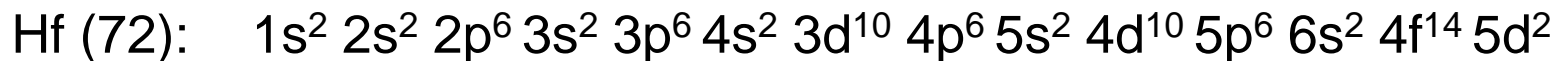
Si (14)



# Orbital filling order



1s, 2s, 2p, 3s, 3p, 4s, 3d, 4p, 5s, 4d, 5p, 6s



Notice that Cr and Cu are exceptions to the usual trend.

*Having half-filled d orbitals adds some stability.*

K $4s^1$	Ca $4s^2$	Sc $3d^1$	Ti $3d^2$	V $3d^3$	Cr $4s^1 3d^5$	Mn $3d^5$	Fe $3d^6$	Co $3d^7$	Ni $3d^8$	Cu $4s^1 3d^{10}$	Zn $3d^{10}$	Ga $4p^1$	Ge $4p^2$	As $4p^3$	Se $4p^4$	Br $4p^5$	Kr $4p^6$

(You must be able to write the electron configurations for the first 4 periods.)

**Valence level:** outermost principle energy level

**Valence electrons:** electrons in highest principal energy level.

Cl (17)       $1s^2 2s^2 2p^6 3s^2 3p^5$        $\longrightarrow$       7 valence electrons

Ar (18)       $1s^2 2s^2 2p^6 3s^2 3p^6$        $\longrightarrow$       8 valence electrons

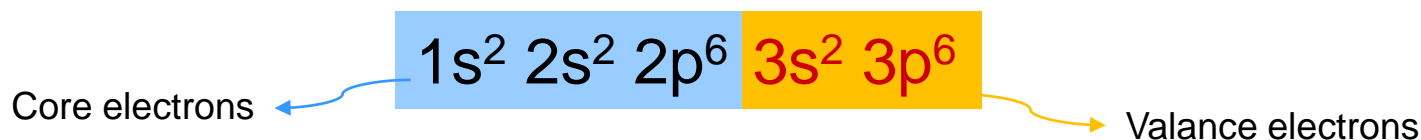
C (6)               $1s^2 2s^2 2p^2$        $\longrightarrow$       4 valence electrons

Ne (10)             $1s^2 2s^2 2p^6$        $\longrightarrow$       8 valence electrons

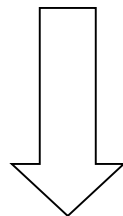
Noble gases       $\longrightarrow$       Filled valence level

**Only** valance electrons are involved in chemical bond and chemical reactions.

Inner electrons (**core electrons**) are not involved.




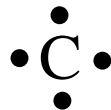
Elements in **same column** (group) have the **same number of electrons in their valance levels**.



**Same chemical and physical properties.**

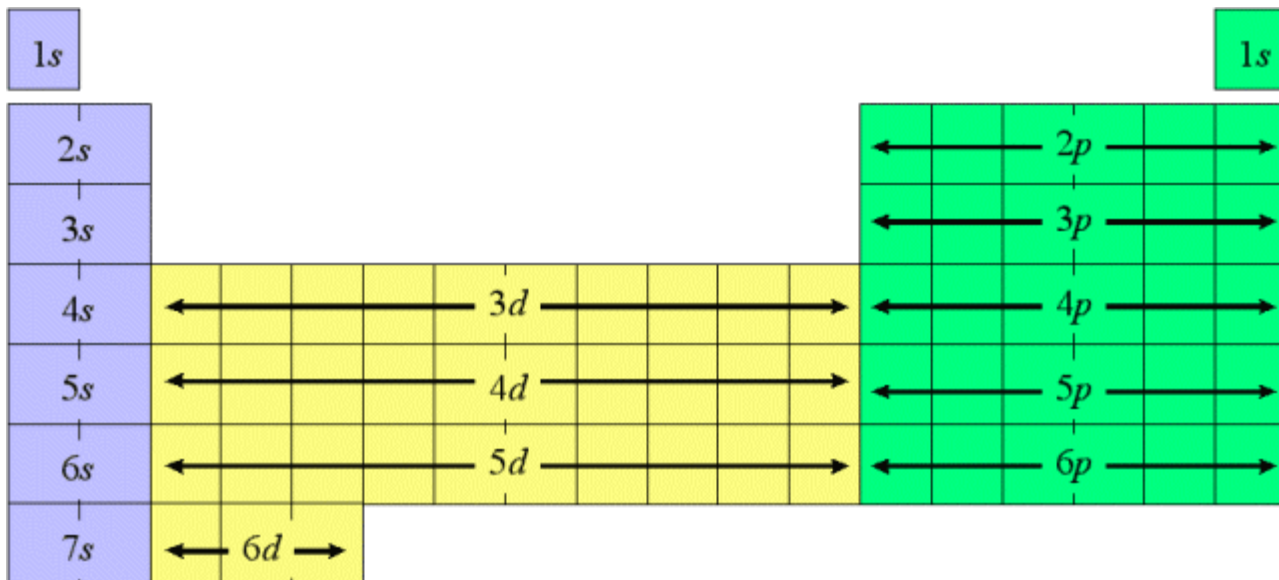


# Lewis dot structure



1A	2A	3A	4A	5A	6A	7A	8A
H·							He:
Li·	·Be·	·B·	·C·	:N·	:O·	:F·	:Ne:
Na·	·Mg·	·Al·	·Si·	:P·	:S·	:Cl·	:Ar:
K·	·Ca·				:Se·	:Br·	:Kr:
Rb·	·Sr·				:Te·	:I·	:Xe:
Cs·	·Ba·						

Only for main-group element: # of group = # of valance electrons



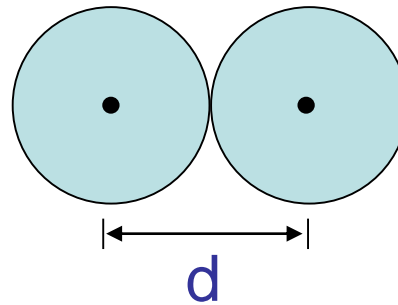
Main groups elements  $\longrightarrow$   $(s, p)$

Transition elements  $\longrightarrow$   $s, p, (d)$

Inner transition elements  $\longrightarrow$   $s, p, d, (f)$

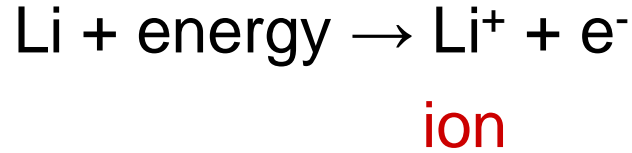
# Atomic Size

Size of atom: is the size of its outermost occupied orbital.

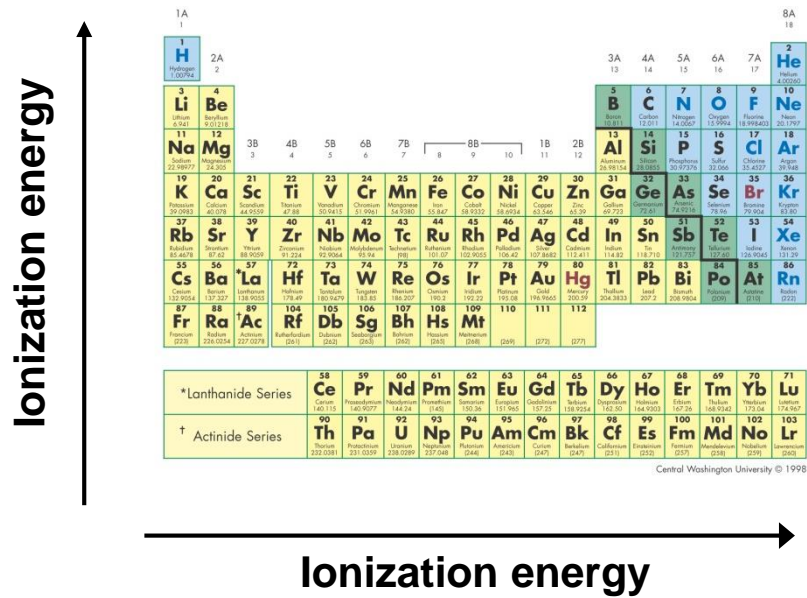


1 H 1.0																	2 He 1.0
2 Li 1.5	2 Be 1.0											2 B 1.0	2 C 1.0	2 N 1.0	2 O 1.0	2 F 1.0	2 Ne 1.0
3 Na 1.9	3 Mg 1.6											3 Al 1.4	3 Si 1.3	3 P 1.3	3 S 1.3	3 Cl 1.3	3 Ar 1.3
4 K 2.3	4 Ca 1.9	4 Sc 1.8	4 Ti 1.8	4 V 1.8	4 Cr 1.7	4 Mn 1.7	4 Fe 1.7	4 Co 1.7	4 Ni 1.6	4 Cu 1.6	4 Zn 1.6	4 Ga 1.5	4 Ge 1.5	4 As 1.5	4 Se 1.5	4 Br 1.5	4 Kr 1.5
5 Rb 2.6	5 Sr 2.2	5 Y 2.0	5 Zr 1.9	5 Nb 1.9	5 Mo 1.9	5 Tc 1.9	5 Ru 1.8	5 Rh 1.8	5 Pd 1.8	5 Ag 1.8	5 Cd 1.8	5 In 1.7	5 Sn 1.7	5 Sb 1.7	5 Te 1.7	5 I 1.7	5 Xe 1.7
6 Cs 2.9	6 Ba 2.5	6 La-Lu 1.9	6 Hf 1.9	6 Ta 1.9	6 W 1.9	6 Re 1.8	6 Os 1.8	6 Ir 1.8	6 Pt 1.8	6 Au 1.8	6 Hg 1.8	6 Tl 1.7	6 Pb 1.7	6 Bi 1.7	6 Po 1.7	6 At 1.7	6 Rn 1.7
7 Fr 3.2	7 Ra 2.8	7 Ac-Lr 1.9															
8 La 1.9	8 Ce 1.9	8 Pr 1.9	8 Nd 1.9	8 Pm 1.9	8 Sm 1.9	8 Eu 1.9	8 Gd 1.9	8 Tb 1.9	8 Dy 1.9	8 Ho 1.9	8 Er 1.9	8 Tm 1.9	8 Yb 1.9	8 Lu 1.9			
9 Ac 1.9	9 Th 1.9	9 Pa 1.9	9 U 1.9	9 Np 1.9	9 Pu 1.9	9 Am 1.9	9 Cm 1.9	9 Bk 1.9	9 Cf 1.9	9 Es 1.9	9 Fm 1.9	9 Md 1.9	9 No 1.9	9 Lr 1.9			

# Ionization Energy



**Ionization energy:** the energy required to remove the most loosely held electron from an atom in the gaseous state.



*Lanthanide Series		58	59	60	61	62	63	64	65	66	67	68	69	70	71
		Ce	Pr	Nd	Pm	Sm	Eu	Gd	Tb	Dy	Ho	Er	Tm	Yb	Lu
		140.12	140.91	140.91	144.24	144.91	150.36	151.96	157.25	158.93	162.50	164.93	167.26	168.93	173.04
† Actinide Series		90	91	92	93	94	95	96	97	98	99	100	101	102	103
		Th	Pa	U	Np	Pu	Am	Cm	Bk	Cf	Es	Fm	Md	No	Lr
		232.038	231.036	238.029	237.048	244	243	247	251	252	257	259	261	262	260

# Ions Electron Configuration

- Ions have *electron configurations* where the neutral atom has lost or gained electrons.

Oxygen, O,  $1s^2 2s^2 2p^4$

Oxide,  $O^{2-}$ ,  $1s^2 2s^2 2p^6$

Sodium, Na,  $1s^2 2s^2 2p^6 3s^1$

sodium cation,  $Na^+$ ,  $1s^2 2s^2 2p^6 3s^0 = 1s^2 2s^2 2p^6$

- Notice both  $O^{2-}$  and  $Na^+$  have electron configurations identical to the noble gas neon.

# Practice

- What is the correct electron configuration for the element **phosphorus**?
- What is the correct electron configuration for the element **titanium**?
- Which noble gas electron configuration is exactly the same as the electron configuration for the **Ca<sup>2+</sup> ion**?
- Which noble gas electron configuration is exactly the same as the electron configuration for the **Se<sup>2-</sup> ion**?