

Academic social networking and research impact

اللَّهُمَّ اجْعَلْهُمُ
مِنْ رَحْمَتِكَ

Nader Ale Ebrahim, PhD
Visiting Research Fellow

Research Support Unit
Centre for Research Services
Research Management & Innovation Complex
University of Malaya, Kuala Lumpur, Malaysia



aalebrahim@um.edu.my



[@aalebrahim](https://twitter.com/aalebrahim)



www.researcherid.com/rid/C-2414-2009
<http://scholar.google.com/citations>



30th December 2015

Academic social networking and research impact

Nader Ale Ebrahim, PhD

=====
Research Support Unit
Centre for Research Services
Research Management & Innovation Complex
University of Malaya, Kuala Lumpur, Malaysia
www.researcherid.com/rid/C-2414-2009
<http://scholar.google.com/citations>

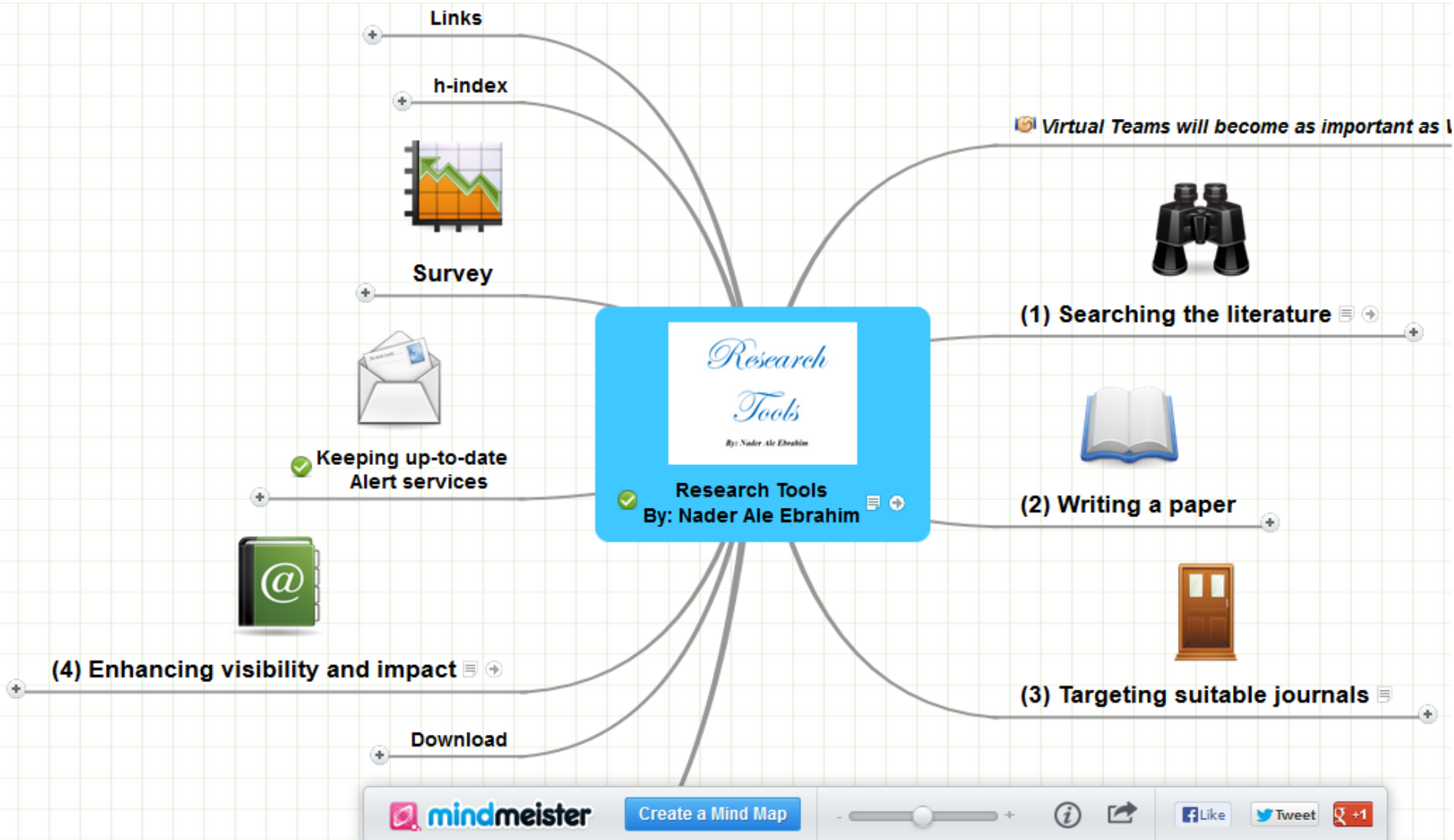
Read more: Ale Ebrahim, N., Salehi, H., Embi, M. A., Habibi Tanha, F., Gholizadeh, H., Motahar, S. M., & Ordi, A. (2013). [Effective Strategies for Increasing Citation Frequency](#). *International Education Studies*, 6(11), 93-99. doi: 10.5539/ies.v6n11p93

Abstract

Abstract: Academic social networking allows you to connect with other researchers in your field, share your publications and datasets, get feedback on your non-peer-reviewed work, and to stay current with news and events in your field of interest. It gives you another place to establish your name and research and perhaps even collaborate with others. The academic social networking, making your work more widely discoverable and easily available. The two best known academic social networking are [ResearchGate](#) and [Academia.edu](#). These two networks are offer roughly the same features. ResearchGate is more closely focused on collaboration and interaction, while Academia.edu often functions more as an academic version of LinkedIn, with an online CV and as a place to share your publications.

Keywords: H-index, Improve citations, Research tools, Bibliometrics, E-mail marketing, Research Visibility, Academic social network

Research Tools Mind Map



Academic social networking sites

- Allow you to network with your peers and share your research
- Some have the ability to ask and answer research related questions, create groups or share references
- Often rank highly in Google and other search engines
- Can make your publications available to download (where allowed within T&C of publication)
- Talk to colleagues and find out what they're using
- Examples:
 - Academia.edu; ResearchGate; Mendeley

Academic Social Network

- Build your network – make sure you have dynamic diverse networks
- Join networks such as [LinkedIn](#), [ResearchGate](#) or [Academic.edu](#)

See more at: <http://libguides.library.curtin.edu.au/content.php?pid=417077&sid=3408994>

ResearchGate: Disseminating, communicating, and measuring Scholarship?

ResearchGate: Disseminating, Communicating and Measuring Scholarship?¹

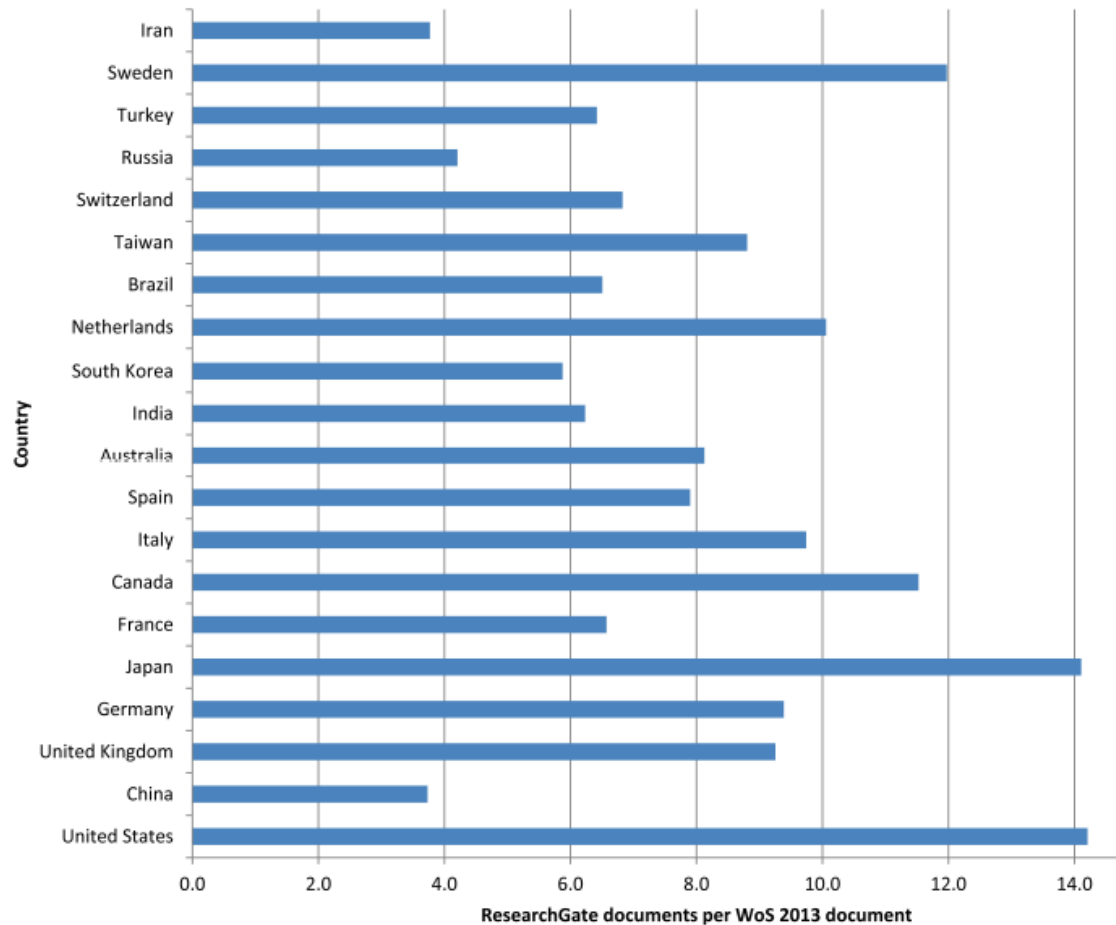
Mike Thelwall, Kayvan Kousha

Statistical Cybermetrics Research Group, School of Mathematics and Computer Science, University of Wolverhampton, Wulfruna Street, Wolverhampton WV1 1LY, UK.

ResearchGate is a social network site for academics to create their own profiles, list their publications and interact with each other. Like Academia.edu, it provides a new way for scholars to disseminate their publications and hence potentially changes the dynamics of informal scholarly communication. This article assesses whether ResearchGate usage and publication data broadly reflect existing academic hierarchies and whether individual countries are set to benefit or lose out from the site. The results show that rankings based on ResearchGate statistics correlate moderately well with other rankings of academic institutions, suggesting that ResearchGate use broadly reflects traditional academic capital. Moreover, while Brazil, India and some other countries seem to be disproportionately taking advantage of ResearchGate, academics in China, South Korea and Russia may be missing opportunities to use ResearchGate to maximise the academic impact of their publications.

Source: Thelwall, M. and Kousha, K. (2015), ResearchGate: Disseminating, communicating, and measuring Scholarship?. Journal of the Association for Information Science and Technology, 66: 876–889. doi: 10.1002/asi.23236

The ratio of ResearchGate publications to WoS 2013 publications for the top 20 countries for total WoS publications in 2013. Countries are listed in order of total WoS publications.



Source: Thelwall, M. and Kousha, K. (2015), ResearchGate: Disseminating, communicating, and measuring Scholarship?. Journal of the Association for Information Science and Technology, 66: 876–889. doi: 10.1002/asi.23236



Nader Ale Ebrahim 31.18

Technology Management, PhD

Visiting Research Fellow

University of Malaya, Kuala Lumpur · Research Support ...

Add a new Article

READS

18,647

Last week: 117

CITATIONS

402

Last month: 2

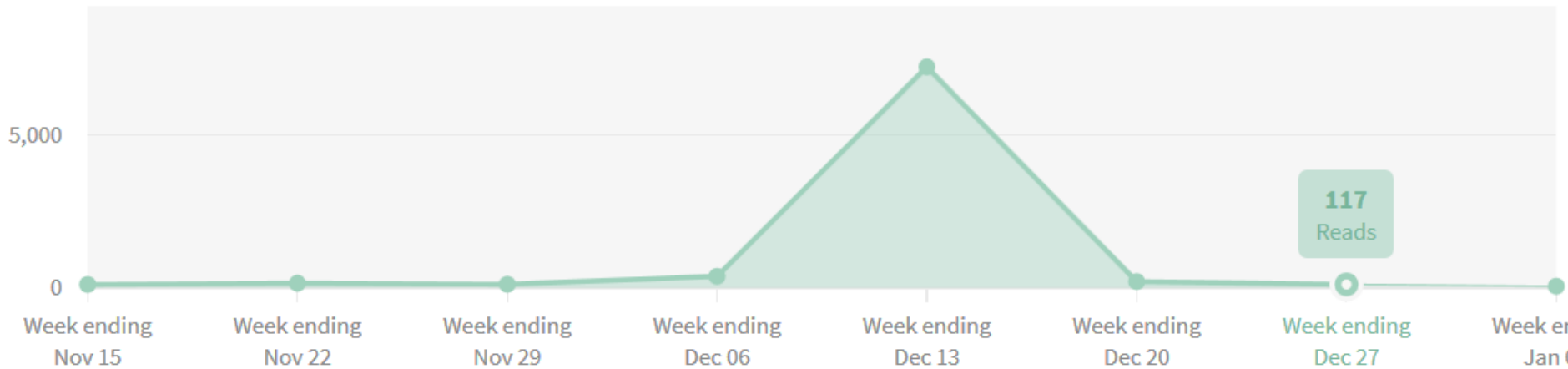
PROFILE VIEWS

15,018

Last week: ...

Reads

daily / **weekly**



Congratulations

Congratulations 


Your conference paper reached **100 downloads**

[Go to your stats >](#)

PROFILE VIEWS	CURRENT WEEK	LAST WEEK
19,200	208	403





PUBLICATION VIEWS	CURRENT WEEK	LAST WEEK
22,874	164	228


PUBLICATION DOWNLOADS	CURRENT WEEK	LAST WEEK
31,645	42	100

Congratulations 

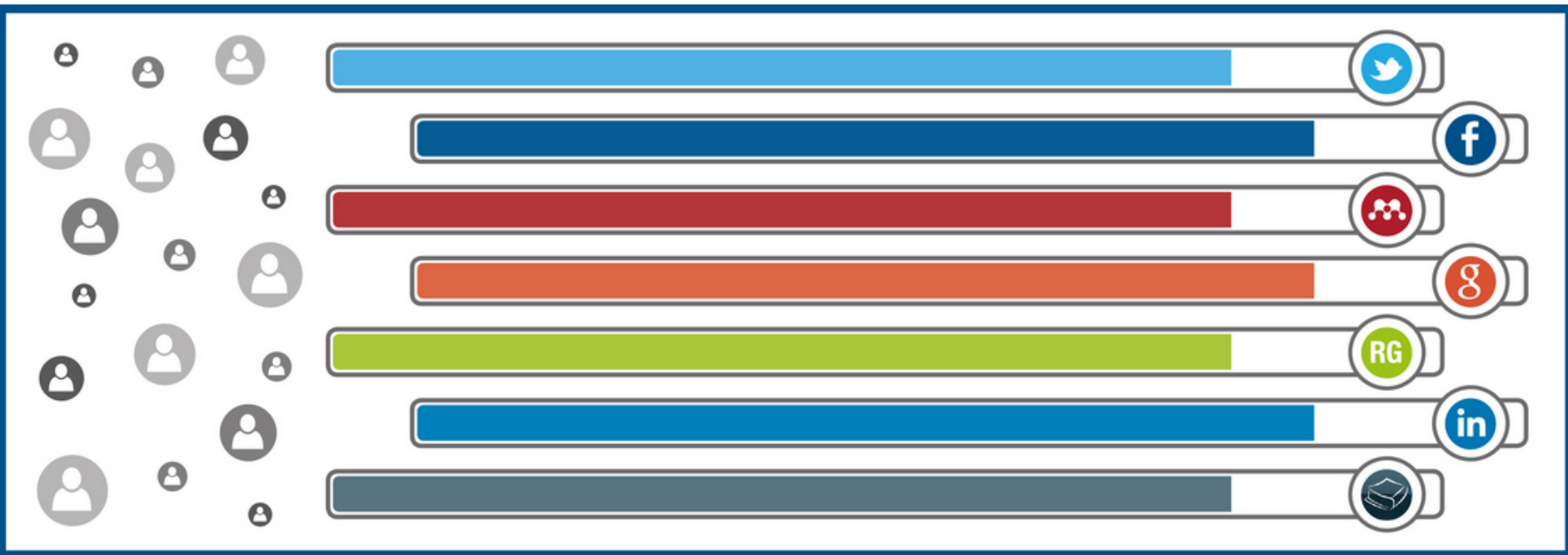
Your article reached **10 citations**

Article: A Comparison between Two Main Academic Literature Collections: Web of Science and Scopus Databases

ACHIEVED ON AUG 26th 

How and why scholars are using social media and research-sharing networks



Source: *Nature*, [Online collaboration: Scientists and the social network](#)

Ways to get started

[Share your work with your social networks](#)

[Update your professional profile](#)

[Utilize research-sharing platforms](#)

[Create a Google Scholar profile - or review and enhance your existing one](#)

[Highlight key and topical points in a blog post](#)

[YouTube](#)

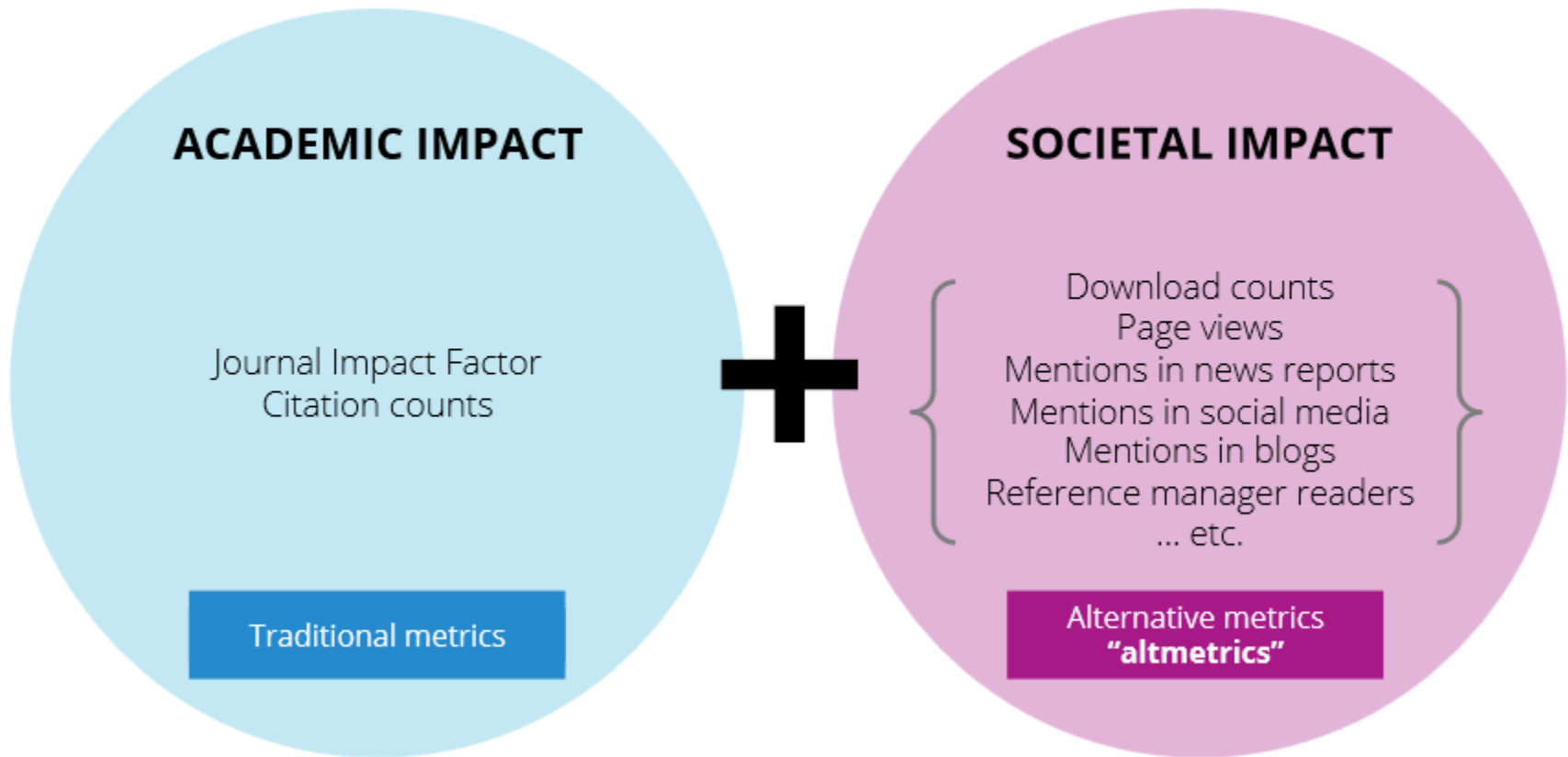
[Make your research outputs shareable and discoverable](#)

[Register for a unique ORCID author identifier](#)

[Encourage readership within your institution](#)

Source: <http://www.nature.com/content/authortips/index.html>

New perspectives of impact



Source: Liu, J. (2013). [Article-level and alternative metrics: tracking other indicators of impact online 2nd Bibliometrics in Libraries Meeting: The Open University.](#)

How much time does a conference take?


- **Step 1: Preparation - 33 hours**
 - *1.3. Writing a paper - 20 hours*
- **Step 2: The conference - 3 days**
 - *2.2. Networking - 3 days*

Source: <http://phdtalk.blogspot.nl/2011/03/how-much-time-does-conference-take.html>

Antony John Williams

about.me Enter an interest, place, organization, or name Discover Claim your name! Log In

👍 + ➔ Email Me



My passion is connecting people to chemistry and I am known as the ChemConnector in the social network. I have almost a decade of experience of analytical laboratory leadership and management. I am a prolific author with over a hundred and fifty scientific publications, book chapters and books, and hundreds of public presentations. I am one of the original founders of the ChemSpider database and am now the VP Strategic Development for the Royal Society of Chemistry

📍 Wake Forest, North Carolina
Contact Info


📅 Royal Society of Chemistry

🎓 BSc Hons Chemistry (Liverpool), PhD (London, UK)

🔍 ChemConnector ChemSpider ScientistsDB SciMobileApps Wiki Cheminformatics NMR Spectroscopist

🐦 in 📺 YouTube 🌐 📺 📷 📧 📧 Follow

- 📖 The ScientistsDB Wiki - A Wiki of Scientists
- 📖 The SciDBs Wiki - Scientific Databases
- 📖 The SciMobileApps Wiki - A Wiki of Scientific Apps
- 📺 My Klout Account
- 📺 My Slideshare presentations
- 📖 ResearchGate Page
- 📖 Wikipedia
- 📖 My Collections
- 📖 My Mendeley



[Home](#) / [Antony Williams](#)[✎ Show Profile Data](#) [⚙ Embed Widget](#)

Antony Williams

Connections in Chemistry

[LinkedIn](#), [ScientistDB](#), [ChemConnector Blog](#),

[Twitter](#), [about.me](#), [Google Scholar](#), [Microsoft Academic Search](#),

[Impact Story](#), [Wikipedia](#), [SlideShare](#), [YouTube](#), [Mendeley](#),

[PROskore](#), [ResearchGate](#), [amazon.com](#), [Vizify](#), [visualize.me](#),


[Pinterest](#), [ORCID](#), [Vimeo](#)

Researcher from:

[Sample Profiles](#) / [Royal Society of Chemistry](#)

My passion is connecting people to chemistry. Over the past decade I held many jobs and responsibilities including the direction of the development of scientific software applications for spectroscopy and general chemistry, directing marketing efforts, sales and business development collaborations for the company. I have almost... [+ More](#)


Artifact Summary



PlumX profile

PLUMX Groups Sign in

Home / Nader Ale Ebrahim Show Profile Data Embed Widget



Nader Ale Ebrahim

نادر آل ابراهيم

ResearcherID, ORCID, bepress, RePEc, Google Scholar, Research tools, Imgur, Vizualize, Quora, Copernicus, Diigo, How to write a review paper, ORCID, Twitter, The Berkeley Electronic Press™, Archive, Resume, LinkedIn, Blogspot, Postach.io, FaceBook, About.me, SCOPUS, ISDT Organizing Committee, Ecademy, Tumblr, Vizify, Informatik, Wiki, The Effective Use of "Research Tools" and Resources – Training of Trainers (TOT), ResearcherID, Peerevaluation, Best Virtual R&D Teams Papers, Citec, Methodspace, Academic Research Microsoft, PublicationsList, WordPress, Scoop.it, EduBlogs, Managing Research Candidature, Slid Share, Science Wise, Mendeley, The academic impact of research: Current and the future citation trends in developing countries, Delicious, Practical Guide to Write a PhD Thesis and publish papers based on the thesis, MPRA, Research Tools Box, CiteULike, Zotero, ResearchGate, arxiv, Pearl Trees, Enhancing Research Visibility and Improving Citations: Publication Marketing Tools, Flickr, Target ISI Journals-HOW TO WRITE/PUBLISH ISI PAPERS, Okkam, ImpactStory, My Web Site, EPD 2010: 3 Minutes Competition, SSRN, Social Science Research Network (SSRN), Homepage

Researcher from:
Sample Profiles / University of Malaya


Nader Ale Ebrahim is currently working as a research fellow with the Research Support Unit, Centre of Research Services, Institute of Research Management and Monitoring (IPPP), University of Malaya. Nader holds a PhD degree in Technology Management from Faculty of Engineering, University of Malaya. He has over 19 years of&... + More

Artifact Summary

35	34	30	15	3
Conference	Presentation	Article	Paper	Book

All (120) Conference Paper (35) Presentation (34) Article (30) Paper (15) Book (3) Book Chapter (2) Unclassified (1) Filter...

Impact by Type: All

Usage 

Impact



Source: <http://altmetrics.org/manifesto/>



A Comparison between Two Main Academic Literature Collections: Web of Science and Scopus Databases

Twitter Facebook Google+ **Score** Demographics Help

The Altmetric score is one measure of the quality and quantity of online attention that this article has received. You can read about [how Altmetric scores are calculated](#) here.

This article scored **3.75**

The context below was calculated when this article was last mentioned on **13th May 2013**

Score in context

Puts article in the top 25% of all articles ranked by attention

[show more...](#)

Mentioned by

- 4 tweeters
- 1 Facebook users
- 1 Google+ users

Readers on

- 17 Mendeley
- 2 CiteULike

Track this article

- Get email updates when this article is shared

Compared to all articles in Asian Social Science

So far Altmetric has tracked 29 articles from this journal. They typically receive a little less attention than average, with a mean score of 1.0 vs the global average of 4.2. This article scored the same or higher as 28 of them. It's actually **the highest scoring article** in this journal that we've seen so far.

In the
99%ile

Ranks
1st

All articles of a similar age

Older articles will score higher simply because they've had more time to accumulate mentions. To account for age we can compare this score to the 73,149 tracked articles that were published within six weeks on either side of this one in any journal. This article has done well, scoring **higher than 78% of its contemporaries**.

In the
78%ile

All articles

More generally, Altmetric has tracked 1,646,693 articles across all journals so far. Compared to these this article has done well and is in the 79th percentile: it's **in the top 25% of all articles ever tracked** by Altmetric.

In the
79%ile



On Friday, June 27, 2014 6:07 PM, The Impactstory team <team@impactstory.org> wrote:



Your new research impacts this week



Dr. Nader Ale Ebrahim impactstory.org/aleebrahim

1000+ SlideShare views

on *Effective virtual teams*

This slides attracted 73 new SlideShare views this week, bringing it up to 1003 total.
It marks your 8th product to get this many views on SlideShare. Nice work!

[← back to profile](#)[✎ Edit](#) [🗑 Remove](#)

Enhancing Research Visibility and Improving Citations: Publication Marketing ToolsMpws publication marketing tools by nader ale ebrahim 2013 ↗

(2013) Slideshare.

viewed by public



48 Slideshare downloads ↗

+2

viewed by public



7030 Slideshare views ↗

+394

7000+ SlideShare views

on [Enhancing Research Visibility and Improving Citations: Publication Marketing ToolsMpws publication marketing tools by nader ale ebrahim 2013](#)

This slides attracted 394 new SlideShare views this week, bringing it up to 7030 total.

It marks your 1st product to get this many views on SlideShare. Nice work!

[slides milestone](#)

Ensuring your research makes an impact

Update your profile on professional and academic networking sites

- If you're on LinkedIn, [Academia.edu](https://www.academia.edu), ResearchGate, Mendeley, or any other professional or academic networking site, you can include links to your article, building a complete picture of your professional expertise and accomplishments. People looking at your profile are already interested in you, and highly likely to click through and read your research.

Source: <http://authorservices.taylorandfrancis.com/ensuring-your-research-makes-an-impact/>

Academic Social Networking

12 October 2015

ACADEMIA

Search...



HOME

ANALYTICS

SESSIONS

UPI



Nader Ale Ebrahim نادر آل ابراهيم



University of Malaya, Malaysia, Department of Engineering Design & ...



Collaborative Systems +56

Dr. Nader Ale Ebrahim is currently working as a research fellow with the Research Support Unit, Cen... [more](#)

1816 Followers | 799 Following | 10 Co-authors | 30,829 Total Views | top 1%



UPLOAD



EDIT



CV

ALL

112 PAPERS

11 TEACHING DOC...

Academic Social Networking

29 December 2015

ACADEMIA

Search...



HOME

ANALYTICS

SESSIONS

+ UPLOAD



Nader Ale Ebrahim نادر آل ابراهيم

1.0 | University of Malaya, Malaysia, Department of Engineering Design & ... | Collaborative Systems +56

Dr. Nader Ale Ebrahim is currently working as a research fellow with the Research Support Unit, Centre of Research Services, Institute of Research Management and Monitoring (IPPP), University of Malaya. Nader holds a PhD degree... [more](#)

2,072 Followers | 899 Following | 14 Co-authors | 32,746 Total Views | top 0.5%

UPLOAD

EDIT

CV

12

ALL 115 PAPERS 23 TEACHING DOCUMENTS

Share your Posts on Other Social Media Outlets

After writing a blog post, share the posts via other social media outlets to maximize the outreach of your messages. Use [LinkedIn](#), Facebook, academic social networks like Academia.edu, and others, to spread the updates. You can connect Twitter with your other social media profiles so that tweets are posted on them as soon as you tweet.

Source: http://www.elsevier.com/_data/assets/pdf_file/0015/145050/ECR_Blogging_210912.pdf

18-05-2015

Who's viewed your profile

Who's viewed your posts

How you rank for profile views



You rank in the **top 2%** for profile views among your connections.

#68 out of 3,760 | **▲ 2%** in the last 30 days

13-08-2015

Who's viewed your profile

Who's viewed your posts

How you rank for profile views



You rank in the **top 3%** for profile views among your connections.

#119 out of 4,160 | ▲ 2% in the last 30 days

 Your connections
4,160 members

 Your company
4,040 members

 Professionals like you

30-12-2015

Who's viewed your profile

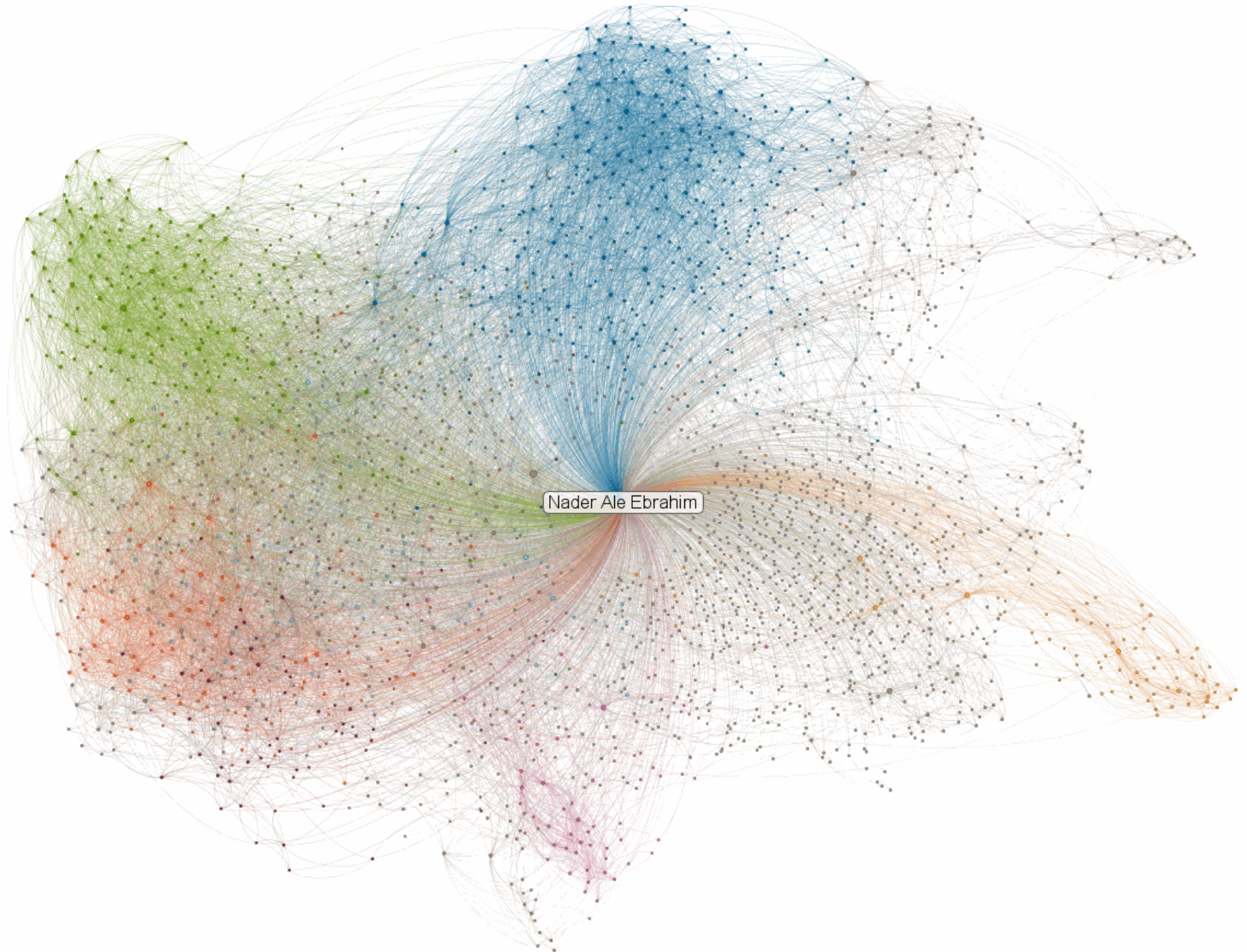
Who's viewed your posts

How you rank for profile views

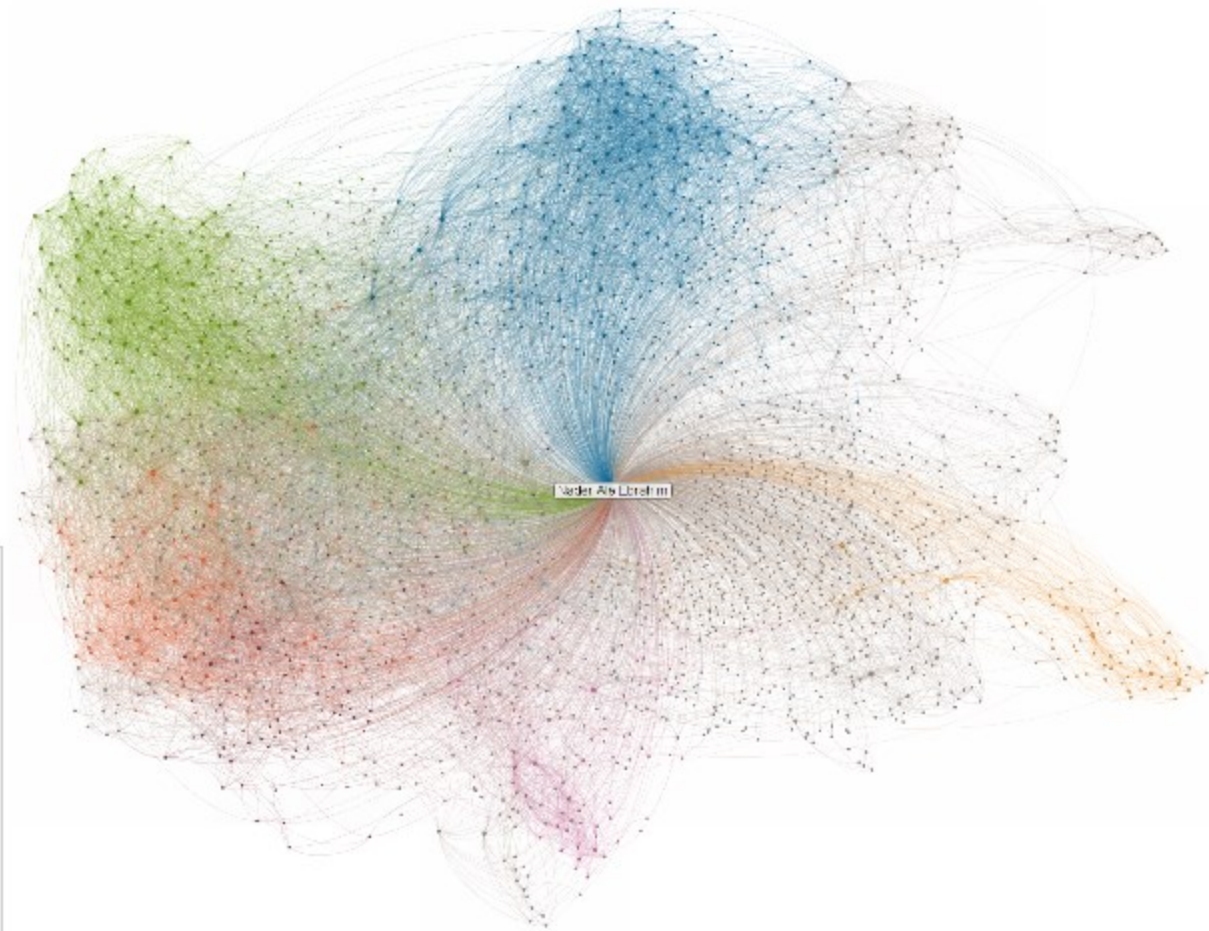


You rank in the **top 3%** for profile views among your connections.

#99 out of 4,436 | **▲ 1%** in the last 15 days



Nader Ale Ebrahim's LinkedIn Map



Label your

Professional Networks

- Virtual Teams
- Research Tools
- Improve Citations
- Technology Managemem
- R&D
- H-index
- Research Tools Box
- Publication Marketing



Search for people, jobs, companies, and more...



Nader Ale Ebrahim, PhD, MSc Mech., BSc Mech.

Research Fellow, Founder of "Research Tools", Technology Management Consultant, Virtual Teams expert

Kuala Lumpur, Malaysia | Automotive

- Current** Research Support Unit, Centre of Research Services, IPPP, University of Malaya
- Previous** Independent Researcher, University of Malaya, United Kingdom - Malaysia - Ireland Engineering Science Conference 2011 (UMIES 2011)
- Education** Universiti Malaya

Edit

500+ connections

my.linkedin.com/pub/nader-ale-ebrahim-phd-m-sc-mech-b-sc-mech/12/427/848/

Contact Info

Posts

Published by Nader
See more

3,210 followers



Introduction to the Research Tools Mind Map
October 3, 2014



Virtual Teams: A Literature Review
October 3, 2014



Effective Strategies for Increasing Citation...
October 3, 2014



Search for people, jobs, companies, and more...



Advanced

999+

19

1

Home

Profile

Connections

Jobs

Interests

Business Services

Try Premium for

≡ Pulse

Publish a post

A SERIES OF INTRODUCTORY WORKSHOP ON: Strategies to Enhance Research Visibility,

Nader Ale Ebrahim, PhD

Why Change Is Inevitable In Indian Banking

Tamal Bandyopadhyay

Daily Pulse: 'Megabrew' Still a Maybe, Dell Zigs While Tech Zags, End of the Nobel Season

Katie Carroll

The 20 Habits of Eventual Millionaires

James Altucher

A SERIES OF INTRODUCTORY WORKSHOP ON:

Strategies to Enhance Research Visibility, Impact & Citations

Nice work! We've let your 4232 LinkedIn followers know that you've published.

Keep up the momentum by sharing with your other networks!

1. Boosting your Research Visibility:

Do you know "Over 43% of researchers publishing a high quality paper in scientific journals is only halfway towards receiving citation in the future. The rest of the journey is dependent on disseminating the publications via proper utilization of the "Research Tools". Proper tools allow the researchers to increase the research impact and citations for their publications. This workshop series will provide various techniques on how one can increase the visibility and enhance the impact of one's research work.

Facebook

Twitter

2. Who should attend?



Nader Ale Ebrahim, PhD

Research Fellow, Creator of "Research Tools",
Technology Management Consultant, Virtual Teams

Edit post

View stats



Search for people, jobs, companies, and more...



Advanced

445

Home Profile Network Jobs Interests Business Services Upgrade

Autodesk Factory Design - Best Practices for factory adaptability, See how top performers manage it



Who's viewed your profile

Get more insights with a premium account
Learn more

Upgrade

YOUR LINKEDIN NETWORK

2,045 Connections link you to
12,115,405+ professionals

17,336 New people in your
Network since November
19

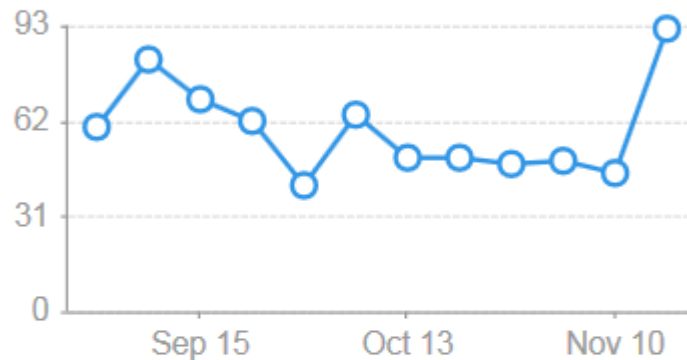
Add Connections

Trends

Last 90 days

How often people viewed you

713 profile views



How many times you appeared in LinkedIn Search

29,502

▲ 31% weekly change

Keywords that led to you



Search for people, jobs, companies, and more...



Advanced

999+



5



Home Profile Connections Jobs Interests Business Services Try Premium for free

Who's viewed your profile

Who's viewed your posts

How you rank for profile views

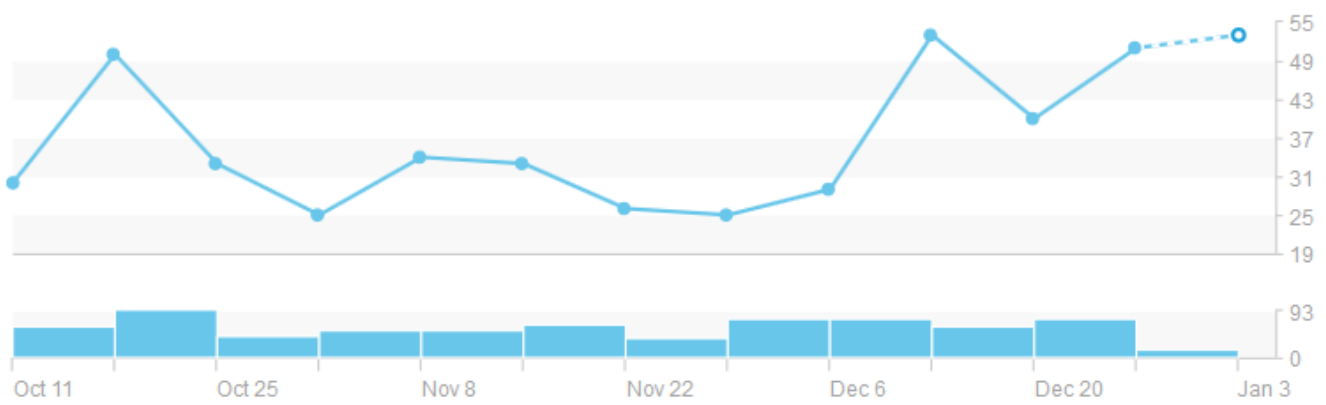
Hide charts ^

394 Profile views
Last 90 days

8 Viewers who work at Universiti Putra Malaysia

52 Viewers with the title University Professor / Lecturer

● Profile Views ● Projected Views ■ Actions Taken



Dec 28 – now

29 Profile views
53 projected this week

17 Actions taken
-- from the previous week

What you did:

- Added 9 connections
- Shared 5 updates
- Endorsed 1 person
- Changed your photo

[Get more profile views](#)



Thank you!

Because of your contributions, we've reached 1 million posters on LinkedIn.

To celebrate this milestone, we're tipping our hats to members like you and their successes.

[Read more](#)



My recent publications

Springer Link

» Sign up / Log in English ▼ Acade

Search


Home • Contact Us


» Download PDF (843 KB) » View Article

Article
 Scientometrics
 November 2015, Volume 105, Issue 2, pp 759-771

First online: 09 September 2015

Qualitative and quantitative analysis of solar hydrogen generation literature from 2001 to 2014

Mohammad Reza Maghami , Shahin navabi asi, Mohammad esmaeil Rezadad, Nader Ale Ebrahim, Chandima Gomes



Article Metrics

HUMAN KINETICS JOURNALS Sign in / Create an Account / My Information / My Cart Search All Journals GO

JOURNAL OF AGING AND PHYSICAL ACTIVITY
 The Official Journal of the International Coalition for Aging and Physical Activity

ABOUT SUBSCRIBE / RENEW CONTENTS FOR AUTHORS FOR EDITORS & REVIEWERS SUPPORT

Journals / JAPA / JAPA Contents / JAPA In Press

JAPA Contents
 JAPA Back Issues
 JAPA Current Issue
 JAPA Extras
JAPA In Press
 JAPA Supplements & Special Issues
 AAT Back Issues

**JAPA In Press
 Physical Activity and Aging Research: A Bibliometric Analysis**

Section: Original Research

Authors: Andre Matthias Müller¹, Payam Ansari¹, Nader Ale Ebrahim², and Selina Khoo¹

Affiliations: ¹Sports Centre, University of Malaya, Kuala Lumpur, Malaysia. ²Research Support Unit, Centre for Research Services, University of Malaya, Kuala Lumpur, Malaysia.

Acceptance Date: November 18, 2015

DOI: <http://dx.doi.org/10.1123/japa.2015-0188>

Abstract
 Physical activity and aging research has burgeoned in the past few decades. Despite the increase in scholarly publications no attempts have been made to summarize the publication landscape and to identify works that had great impact to physical activity and aging research. We conducted a bibliometric analysis and collected publication data from 1980 to February 6, 2015 in the Web of Science Core Collection. Of the overall 9,935 publications most were published after 2007 and almost 60% were in the category of Geriatrics and Gerontology or Sport Sciences. Highly cited


ICAPA
 International Coalition for Aging and Physical Activity
 HELPING THE WORLD AGE ACTIVELY

Like HK Journals on Facebook

Current World Environment
 An International Research Journal of Environmental Science

HOMEPAGE ABOUT EDITORIAL BOARD CURRENT ISSUE COMING ISSUE ARCHIVES SUBM

Journal indexed in       Score 4.25

Share:  Views: 47,821 PDF Downloads: 348

100 Most Cited Articles in Urban Green and Open Spaces: A Bibliometric Analysis

Mehdi Rakhshandehroo¹, Mohd Johari Mohd Yusof^{1*}, Nader Ale Ebrahim², Ali Sharghi³, Roozbeh Arabi¹

¹Faculty Of Design And Architecture, University Putra Malaysia, Malaysia

²Centre Of Research Services, Institute Of Research Management And Monitoring (Ippp), University Of Malaya, Malaysia

³Faculty Of Architecture And Urban Planning, Shahid Rajaee Teacher Training University (Srttu), Teheran, Iran.

Correspondence Author Email: mrahkshandehroo@yahoo.com

INTERNATIONAL JOURNAL OF INNOVATION

Home About Login Register Search Current Archives Index Sources Author fees

Home > Vol 3, No 2 (2015) > Ebrahim

e-ISSN: 2318-9975
 Qualis System: B3

LANGUAGE 

USER
 Username
 Password

Virtual R&D Teams: A New Model for Product Development
 Nader Ale Ebrahim

Questions?



E-mail: aalebrahim@um.edu.my



Twitter: [@aalebrahim](https://twitter.com/aalebrahim)



www.researcherid.com/rid/C-2414-2009
<http://scholar.google.com/citations>

Nader Ale Ebrahim, PhD

=====
Research Support Unit
Centre for Research Services
Research Management & Innovation Complex
University of Malaya, Kuala Lumpur, Malaysia
www.researcherid.com/rid/C-2414-2009
<http://scholar.google.com/citations>

References

1. Ale Ebrahim, N. (2015). *Publications E-mail marketing procedure: Strategies to Enhance Research Visibility, Impact & Citations*. Retrieved from Research Support Unit, Centre for Research Services, Institute of Research Management and Monitoring (IPPP)", University of Malaya: <https://dx.doi.org/10.6084/m9.figshare.2057670.v1>
2. Ale Ebrahim, N. (2015). *Create and maintain an up-to-date ResearcherID profile* Retrieved from Research Support Unit, Centre for Research Services, Institute of Research Management and Monitoring (IPPP)", University of Malaya: <https://dx.doi.org/10.6084/m9.figshare.2009928.v4>
3. Ale Ebrahim, N. (2015). *Optimize your Article for Search Engine*. Retrieved from Research Support Unit, Centre for Research Services, Institute of Research Management and Monitoring (IPPP)", University of Malaya: <http://dx.doi.org/10.6084/m9.figshare.1599737>
4. Ale Ebrahim, N. (2015). *How to select a brand name for your research interest?* Retrieved from Research Support Unit, Centre for Research Services, Institute of Research Management and Monitoring (IPPP)", University of Malaya: <http://dx.doi.org/10.6084/m9.figshare.1587694>
5. Ale Ebrahim, N. (2015). *A new research impact measuring system*. Retrieved from Research Support Unit, Centre for Research Services, Institute of Research Management and Monitoring (IPPP)", University of Malaya: <http://dx.doi.org/10.6084/m9.figshare.1580090>
6. Ale Ebrahim, N. (2015). *Create Wikiscientist Profile to boost research visibility*. Retrieved from Research Support Unit, Centre for Research Services, Institute of Research Management and Monitoring (IPPP)", University of Malaya: <http://dx.doi.org/10.6084/m9.figshare.1586951>
7. Ale Ebrahim, N. (2015). *Analysis of Bibliometrics information for select the best field of study*. Retrieved from Research Support Unit, Centre for Research Services, Institute of Research Management and Monitoring (IPPP)", University of Malaya: <http://dx.doi.org/10.6084/m9.figshare.1621261>
8. Ale Ebrahim, N. (2015). *Citations and its Impact to University Ranking*. Retrieved from Research Support Unit, Centre for Research Services, Institute of Research Management and Monitoring (IPPP)", University of Malaya: <http://dx.doi.org/10.6084/m9.figshare.1572259>
9. Maghami, M., Navabi Asl, S., Rezaad, M. i., Ale Ebrahim, N., & Gomes, C. (2015). Qualitative and Quantitative Analysis of Solar hydrogen Generation Literature From 2001 to 2014. *Scientometrics* 105(2), 759-771. : <http://dx.doi.org/10.1007/s11192-015-1730-3>
10. Ale Ebrahim, N. (2015). *Maximizing Articles Citation Frequency*. Retrieved from Research Support Unit, Centre for Research Services, Institute of Research Management and Monitoring (IPPP)", University of Malaya: <http://dx.doi.org/10.6084/m9.figshare.1572226>
11. Ale Ebrahim, N. (2015). Strategies to Enhance Research Visibility, Impact & Citations. *Research Tools in Education Series*, 6(1), 1-162. <http://dx.doi.org/10.6084/m9.figshare.1404937>
12. Ale Ebrahim, N., Salehi, H., Embi, M. A., Habibi Tanha, F., Gholizadeh, H., & Motahar, S. M. (2014). Visibility and Citation Impact. *International Education Studies*, 7(4), 120-125. doi: 10.5539/ies.v7n4p120 , . Available at SSRN: <http://ssrn.com/abstract=2419315>
13. Ale Ebrahim, N. (2015). Virtual R&D Teams: A New Model for Product Development. *International Journal of Innovation*, 3(2), 1-27. : <http://dx.doi.org/10.5585/iji.v3i2.43>
14. Ale Ebrahim, N. (2015). *Blogging/Microblogging for enhancing the research accessibility*. Retrieved from Research Support Unit, Centre for Research Services, Institute of Research Management and Monitoring (IPPP)", University of Malaya: <http://dx.doi.org/10.6084/m9.figshare.1614948>
15. Ale Ebrahim, N. (2015). Virtual R&D Teams: A New Model for Product Development. *International Journal of Innovation*, 3(2), 1-27. : <http://dx.doi.org/10.5585/iji.v3i2.43>
16. Rakhshandehroo, M., Yusof, M. J. M., Ale Ebrahim, N., Sharghi, A., & Arabi, R. (2015). 100 Most Cited Articles in Urban Green and Open Spaces: A Bibliometric Analysis. *Current World Environment*, 10(2), 1-16. doi:10.6084/m9.figshare.1509863 <http://ssrn.com/abstract=2643922>
17. Müller, A. M., Ansari, P., Ale Ebrahim, N., & Khoo, S. (2015). Physical Activity and Aging Research: A Bibliometric Analysis. *Journal Of Aging And Physical Activity In Press*. doi:[10.1123/japa.2015-0188](https://doi.org/10.1123/japa.2015-0188)
18. Thelwall, M. and Kousha, K. (2015). ResearchGate: Disseminating, communicating, and measuring Scholarship?. *Journal of the Association for Information Science and Technology*, 66: 876–889. doi: [10.1002/asi.23236](https://doi.org/10.1002/asi.23236)